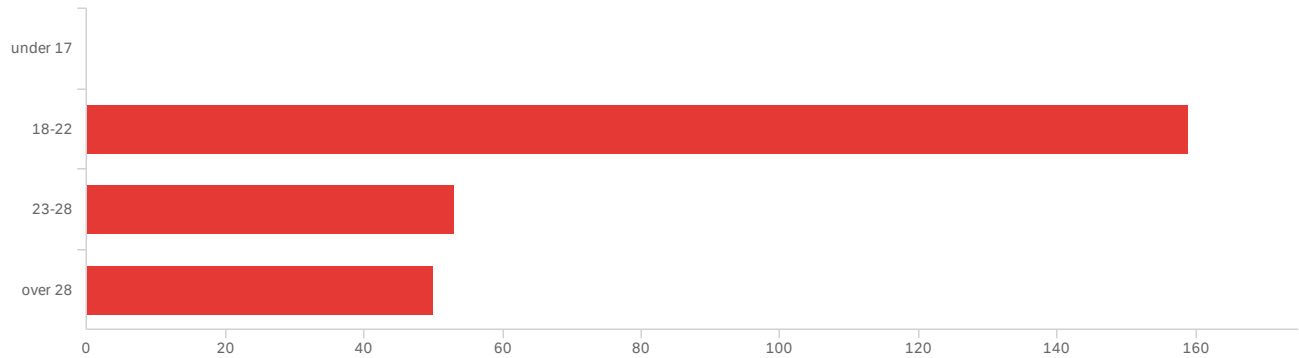


# Final Report (Copy)

Graduating Senior Survey -- 2019-2020

July 30, 2020 8:23 AM MDT

## Q1 - Please indicate your age:

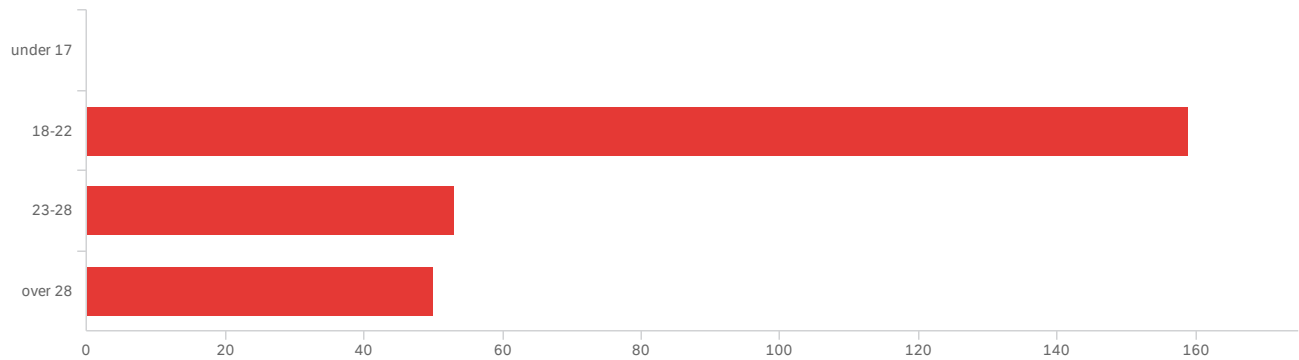


#	Field	Minimum	Maximum	Mean	Std Deviation	Variance	Count
1	Please indicate your age:	2.00	4.00	2.58	0.79	0.62	262

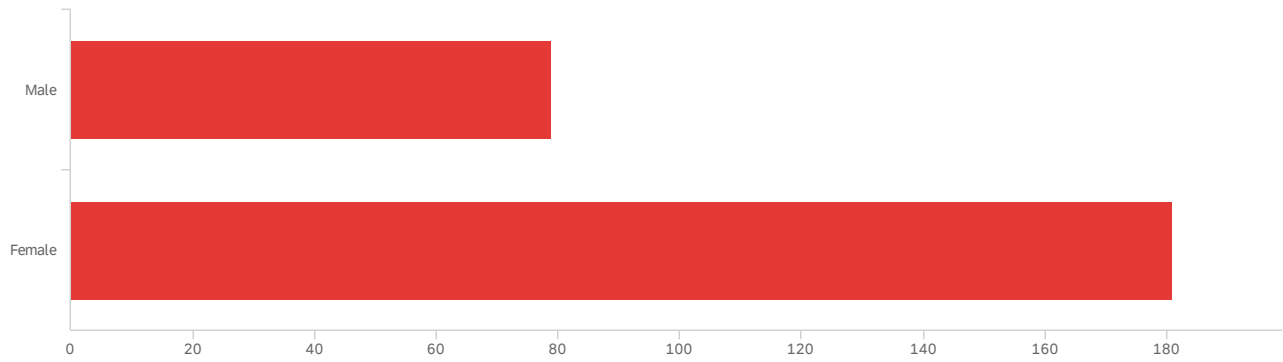
#	Field	Choice Count
1	under 17	0.00% 0
2	18-22	60.69% 159
3	23-28	20.23% 53
4	over 28	19.08% 50

262

Showing rows 1 - 5 of 5



## Q2 - Please indicate your gender:



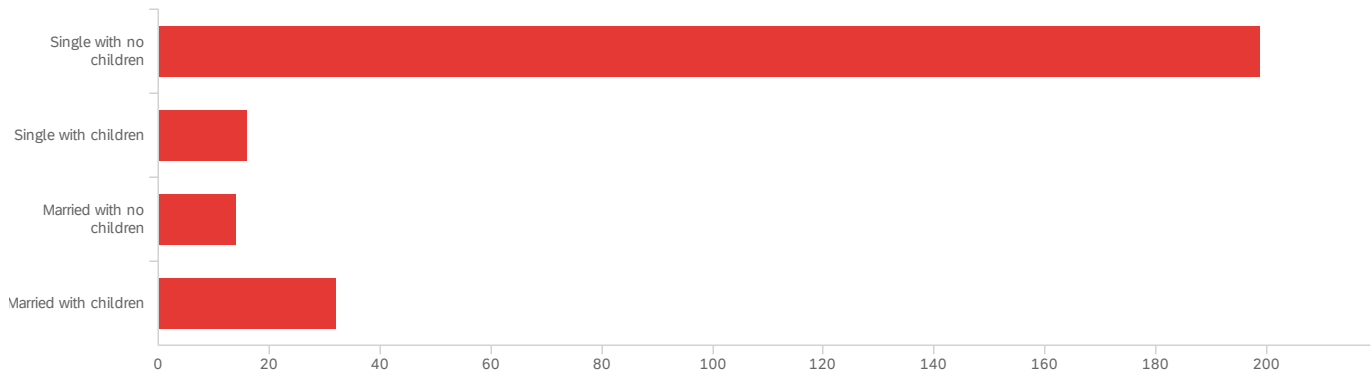
#	Field	Minimum	Maximum	Mean	Std Deviation	Variance	Count
1	Please indicate your gender:	1.00	2.00	1.70	0.46	0.21	260

#	Field	Choice Count
1	Male	30.38% 79
2	Female	69.62% 181

260

Showing rows 1 - 3 of 3

### Q3 - Please indicate your family status:

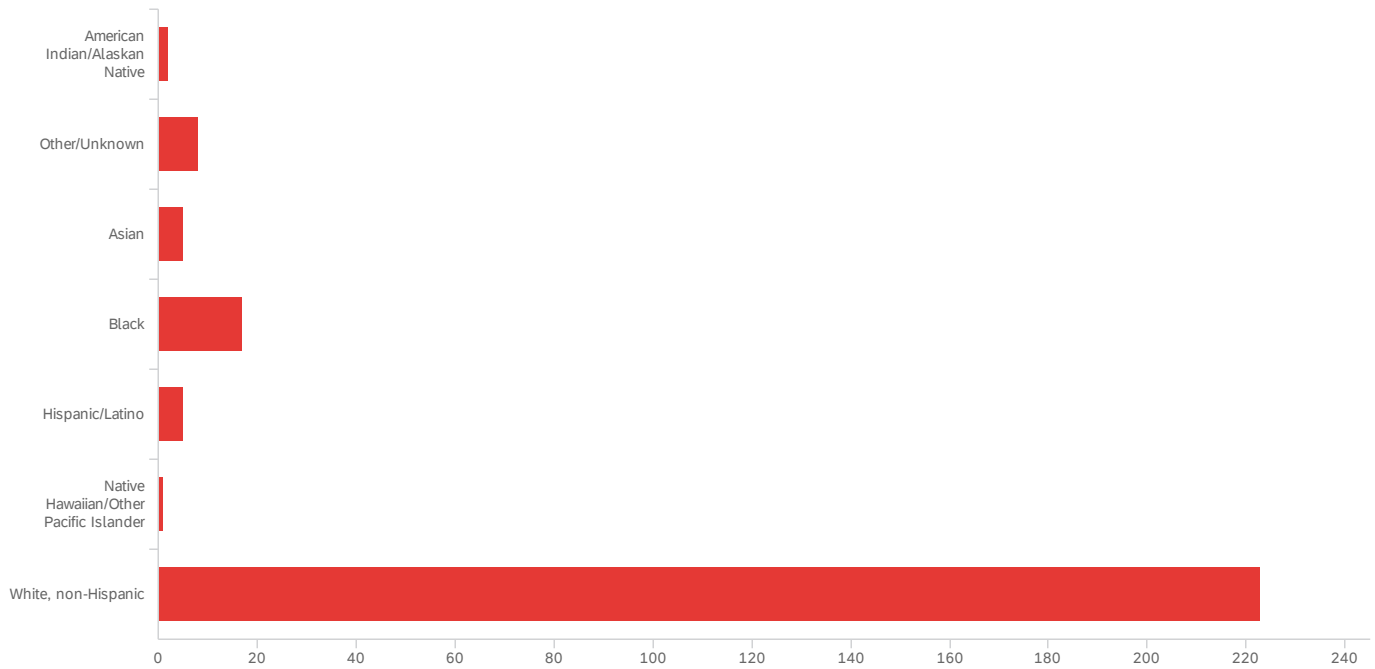


#	Field	Minimum	Maximum	Mean	Std Deviation	Variance	Count
1	Please indicate your family status:	2.00	5.00	2.54	1.04	1.09	261

#	Field	Choice Count
2	Single with no children	76.25% 199
3	Single with children	6.13% 16
4	Married with no children	5.36% 14
5	Married with children	12.26% 32
		261

Showing rows 1 - 5 of 5

## Q4 - How would you describe your race/ethnicity?

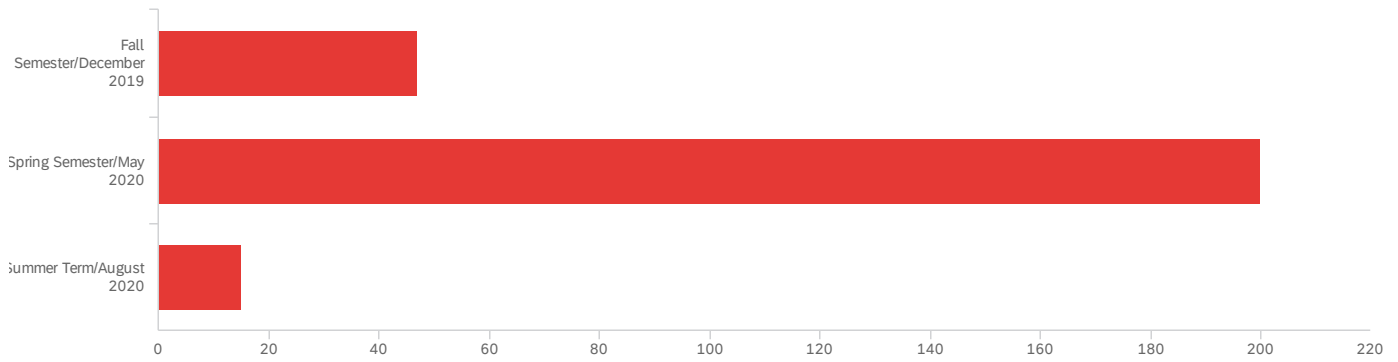


#	Field	Minimum	Maximum	Mean	Std Deviation	Variance	Count
1	How would you describe your race/ethnicity?	1.00	12.00	11.45	1.54	2.36	261

#	Field	Choice Count
1	American Indian/Alaskan Native	0.77% 2
7	Other/Unknown	3.07% 8
8	Asian	1.92% 5
9	Black	6.51% 17
10	Hispanic/Latino	1.92% 5
11	Native Hawaiian/Other Pacific Islander	0.38% 1
12	White, non-Hispanic	85.44% 223
		261

Showing rows 1 - 8 of 8

Q5 - Please indicate your semester/month of graduation:

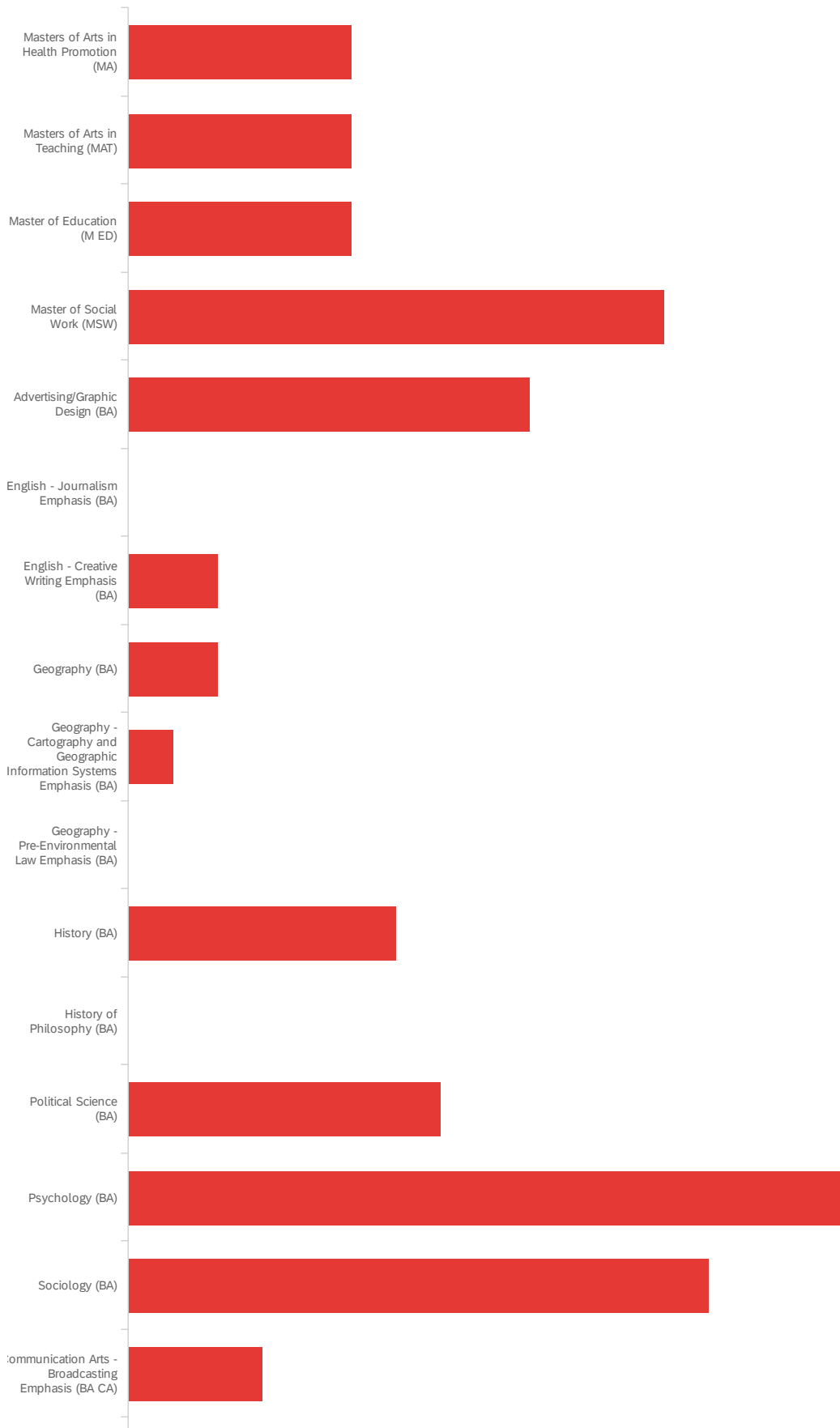


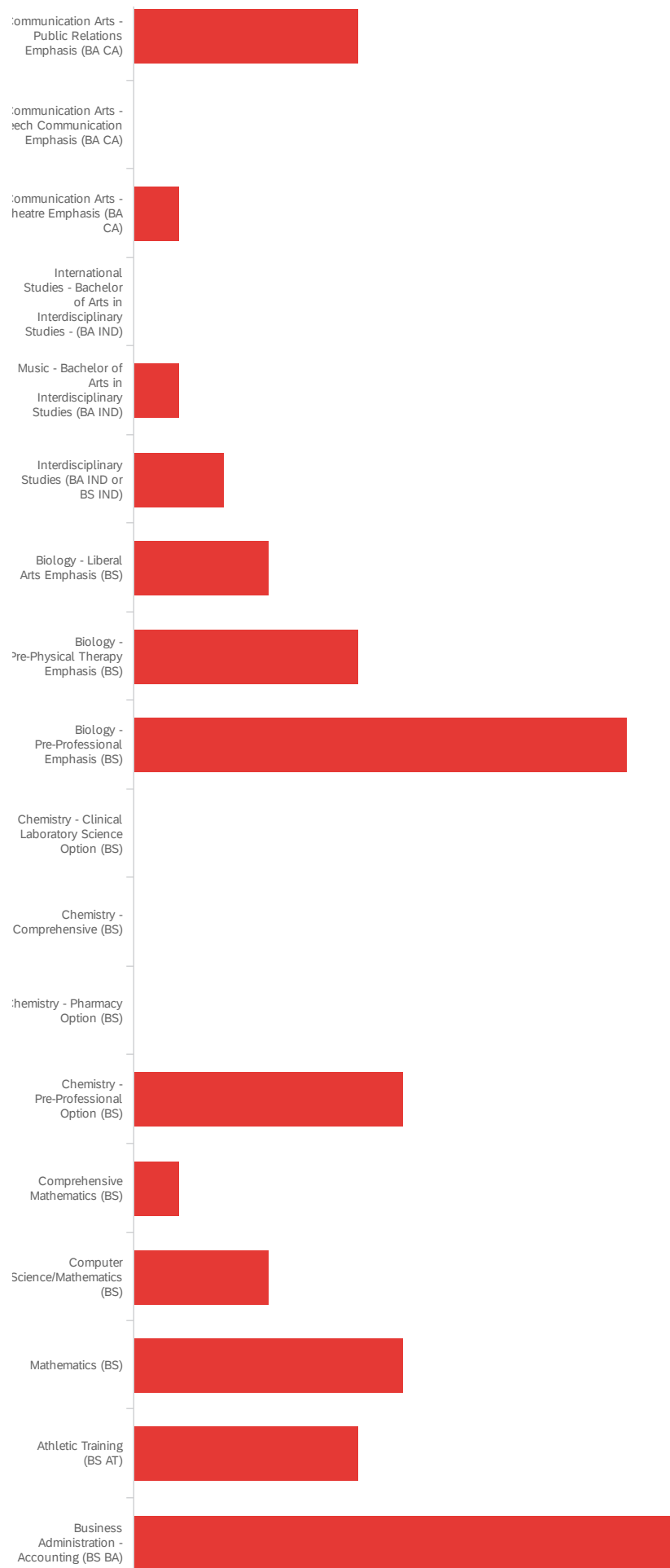
#	Field	Minimum	Maximum	Mean	Std Deviation	Variance	Count
1	Please indicate your semester/month of graduation:	1.00	3.00	1.88	0.47	0.22	262

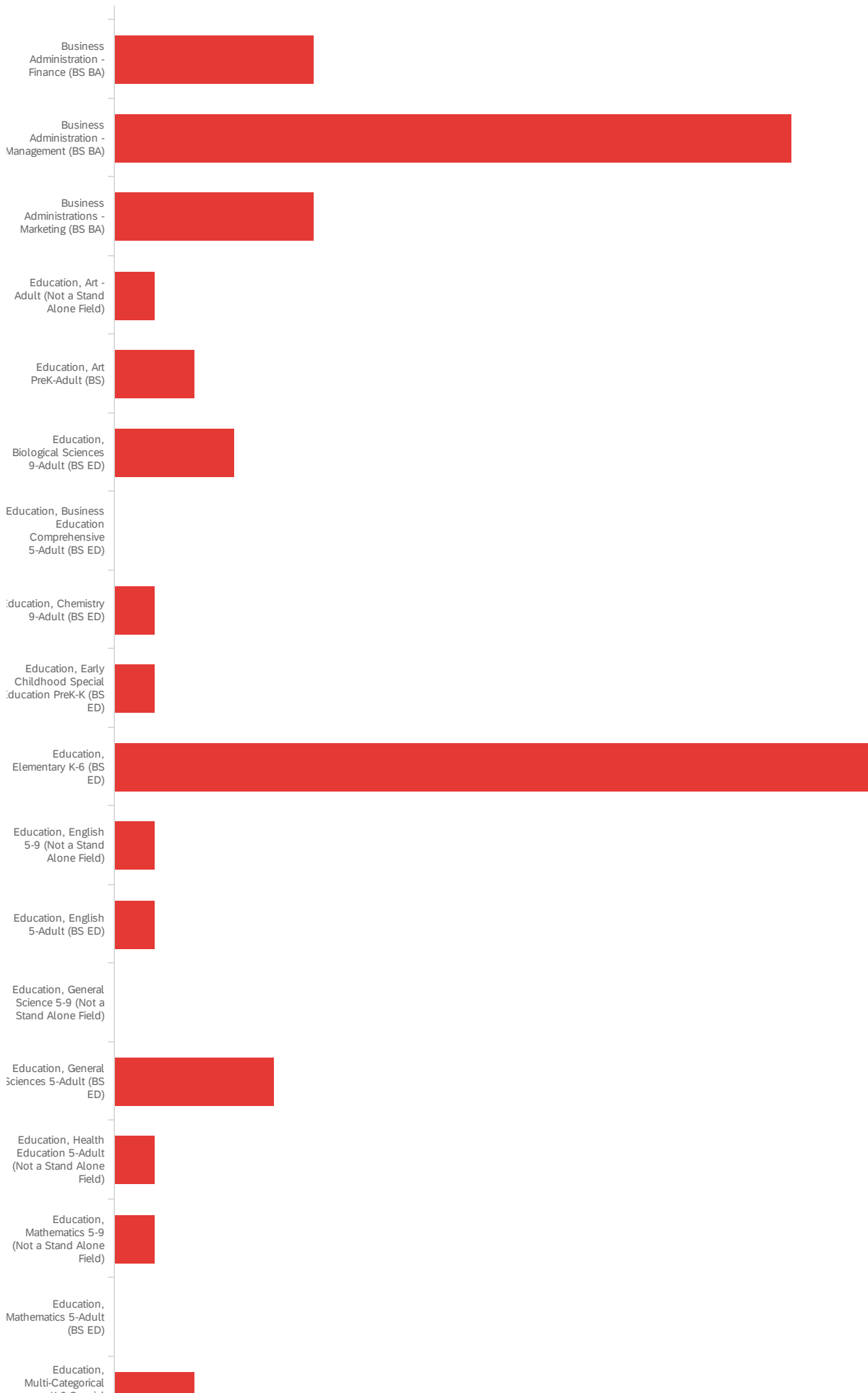
#	Field	Choice Count
1	Fall Semester/December 2019	17.94% 47
2	Spring Semester/May 2020	76.34% 200
3	Summer Term/August 2020	5.73% 15
		262

Showing rows 1 - 4 of 4

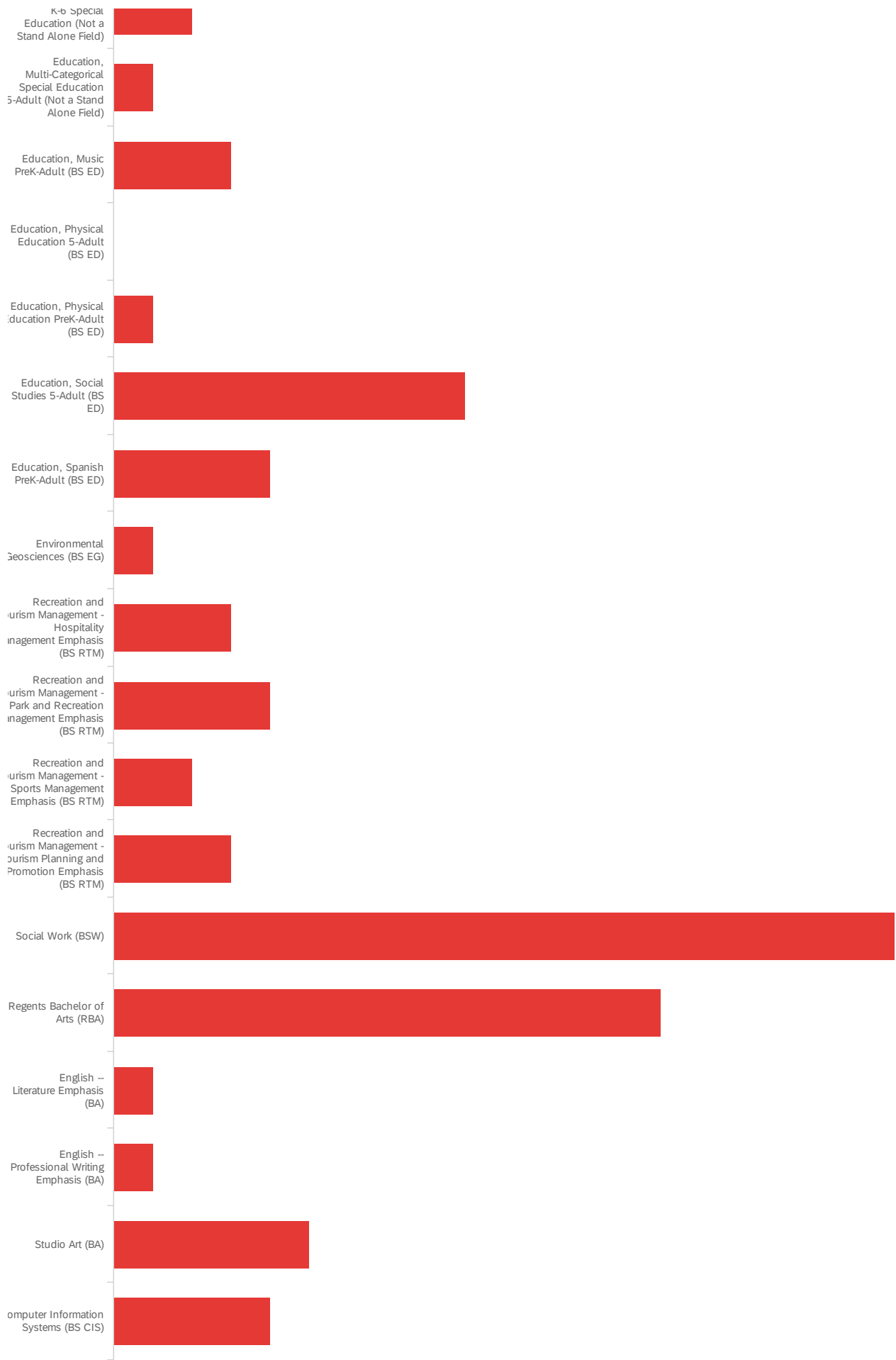
## Q6 - Please indicate your degree program(s):

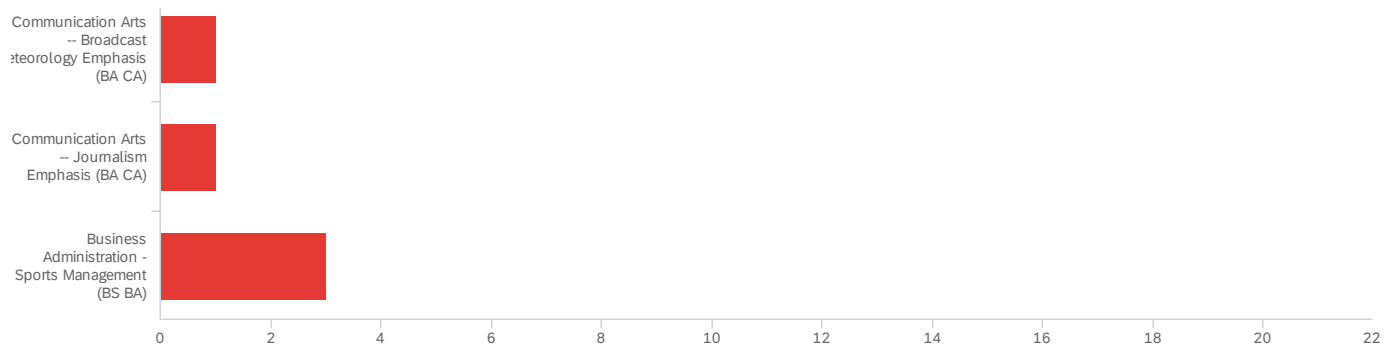












#	Field	Choice Count
1	Masters of Arts in Health Promotion (MA)	1.71% 5
2	Masters of Arts in Teaching (MAT)	1.71% 5
3	Master of Education (M ED)	1.71% 5
4	Master of Social Work (MSW)	4.11% 12
5	Advertising/Graphic Design (BA)	3.08% 9
6	English - Journalism Emphasis (BA)	0.00% 0
7	English - Creative Writing Emphasis (BA)	0.68% 2
8	Geography (BA)	0.68% 2
9	Geography - Cartography and Geographic Information Systems Emphasis (BA)	0.34% 1
10	Geography - Pre-Environmental Law Emphasis (BA)	0.00% 0
11	History (BA)	2.05% 6
12	History of Philosophy (BA)	0.00% 0
13	Political Science (BA)	2.40% 7
14	Psychology (BA)	5.48% 16
15	Sociology (BA)	4.45% 13
17	Communication Arts - Broadcasting Emphasis (BA CA)	1.03% 3
18	Communication Arts - Public Relations Emphasis (BA CA)	1.71% 5
19	Communication Arts - Speech Communication Emphasis (BA CA)	0.00% 0
20	Communication Arts - Theatre Emphasis (BA CA)	0.34% 1
21	International Studies - Bachelor of Arts in Interdisciplinary Studies - (BA IND)	0.00% 0
22	Music - Bachelor of Arts in Interdisciplinary Studies (BA IND)	0.34% 1
23	Interdisciplinary Studies (BA IND or BS IND)	0.68% 2

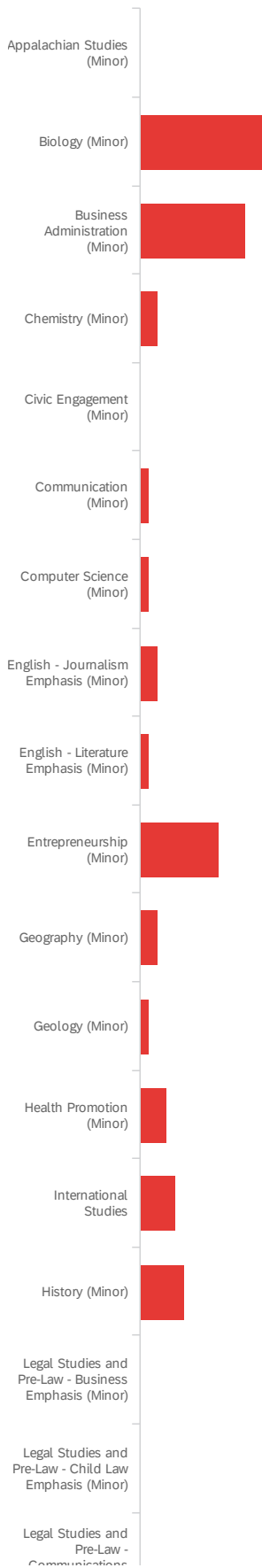
#	Field	Choice Count
24	Biology - Liberal Arts Emphasis (BS)	1.03% 3
25	Biology - Pre-Physical Therapy Emphasis (BS)	1.71% 5
26	Biology - Pre-Professional Emphasis (BS)	3.77% 11
27	Chemistry - Clinical Laboratory Science Option (BS)	0.00% 0
28	Chemistry - Comprehensive (BS)	0.00% 0
29	Chemistry - Pharmacy Option (BS)	0.00% 0
30	Chemistry - Pre-Professional Option (BS)	2.05% 6
31	Comprehensive Mathematics (BS)	0.34% 1
32	Computer Science/Mathematics (BS)	1.03% 3
33	Mathematics (BS)	2.05% 6
34	Athletic Training (BS AT)	1.71% 5
35	Business Administration - Accounting (BS BA)	4.11% 12
37	Business Administration - Finance (BS BA)	1.71% 5
38	Business Administration - Management (BS BA)	5.82% 17
39	Business Administrations - Marketing (BS BA)	1.71% 5
40	Education, Art - Adult (Not a Stand Alone Field)	0.34% 1
41	Education, Art PreK-Adult (BS)	0.68% 2
42	Education, Biological Sciences 9-Adult (BS ED)	1.03% 3
43	Education, Business Education Comprehensive 5-Adult (BS ED)	0.00% 0
44	Education, Chemistry 9-Adult (BS ED)	0.34% 1
45	Education, Early Childhood Special Education PreK-K (BS ED)	0.34% 1
46	Education, Elementary K-6 (BS ED)	6.51% 19
47	Education, English 5-9 (Not a Stand Alone Field)	0.34% 1
48	Education, English 5-Adult (BS ED)	0.34% 1
49	Education, General Science 5-9 (Not a Stand Alone Field)	0.00% 0
50	Education, General Sciences 5-Adult (BS ED)	1.37% 4
51	Education, Health Education 5-Adult (Not a Stand Alone Field)	0.34% 1
52	Education, Mathematics 5-9 (Not a Stand Alone Field)	0.34% 1
53	Education, Mathematics 5-Adult (BS ED)	0.00% 0

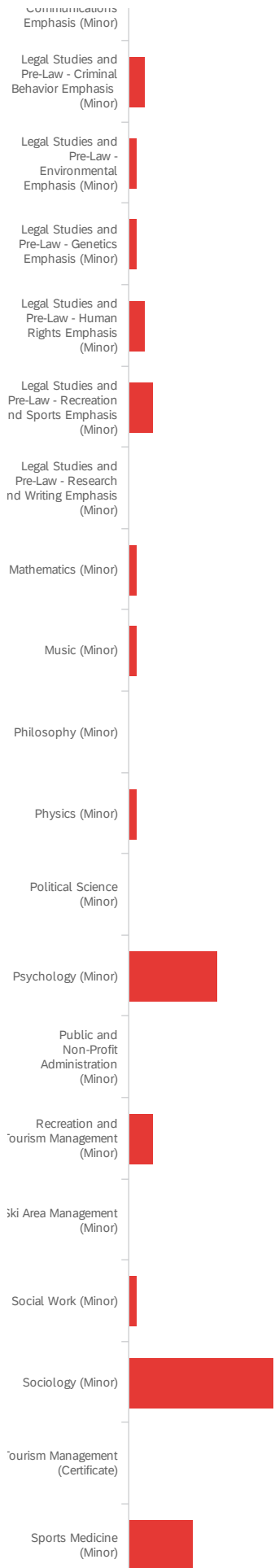
#	Field	Choice Count
54	Education, Multi-Categorical K-6 Special Education (Not a Stand Alone Field)	0.68% 2
55	Education, Multi-Categorical Special Education 5-Adult (Not a Stand Alone Field)	0.34% 1
56	Education, Music PreK-Adult (BS ED)	1.03% 3
57	Education, Physical Education 5-Adult (BS ED)	0.00% 0
58	Education, Physical Education PreK-Adult (BS ED)	0.34% 1
59	Education, Social Studies 5-Adult (BS ED)	3.08% 9
60	Education, Spanish PreK-Adult (BS ED)	1.37% 4
61	Environmental Geosciences (BS EG)	0.34% 1
62	Recreation and Tourism Management - Hospitality Management Emphasis (BS RTM)	1.03% 3
63	Recreation and Tourism Management - Park and Recreation Management Emphasis (BS RTM)	1.37% 4
64	Recreation and Tourism Management - Sports Management Emphasis (BS RTM)	0.68% 2
65	Recreation and Tourism Management - Tourism Planning and Promotion Emphasis (BS RTM)	1.03% 3
66	Social Work (BSW)	6.85% 20
67	Regents Bachelor of Arts (RBA)	4.79% 14
68	English -- Literature Emphasis (BA)	0.34% 1
69	English -- Professional Writing Emphasis (BA)	0.34% 1
70	Studio Art (BA)	1.71% 5
71	Computer Information Systems (BS CIS)	1.37% 4
107	Communication Arts -- Broadcast Meteorology Emphasis (BA CA)	0.34% 1
108	Communication Arts -- Journalism Emphasis (BA CA)	0.34% 1
159	Business Administration - Sports Management (BS BA)	1.03% 3

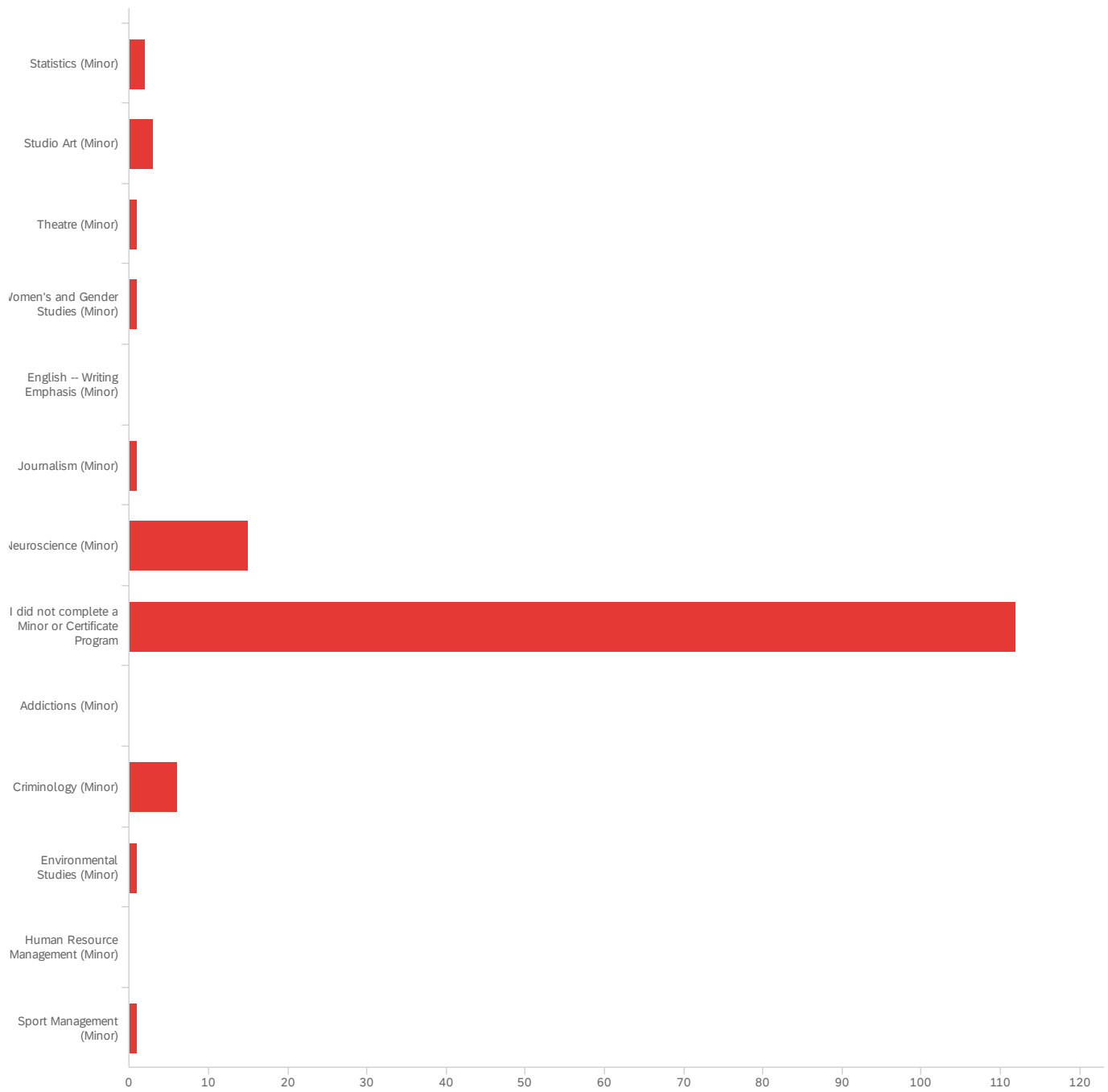
292

Showing rows 1 - 73 of 73

## Q7 - Please indicate your minor(s) and/or certificate:







#	Field	Choice Count
1	Appalachian Studies (Minor)	0.00% 0
2	Biology (Minor)	5.53% 14
3	Business Administration (Minor)	4.74% 12
4	Chemistry (Minor)	0.79% 2
5	Civic Engagement (Minor)	0.00% 0
6	Communication (Minor)	0.40% 1
7	Computer Science (Minor)	0.40% 1

#	Field	Choice Count
8	English - Journalism Emphasis (Minor)	0.79% 2
9	English - Literature Emphasis (Minor)	0.40% 1
10	Entrepreneurship (Minor)	3.56% 9
11	Geography (Minor)	0.79% 2
12	Geology (Minor)	0.40% 1
13	Health Promotion (Minor)	1.19% 3
14	International Studies	1.58% 4
15	History (Minor)	1.98% 5
16	Legal Studies and Pre-Law - Business Emphasis (Minor)	0.00% 0
17	Legal Studies and Pre-Law - Child Law Emphasis (Minor)	0.00% 0
18	Legal Studies and Pre-Law - Communications Emphasis (Minor)	0.00% 0
19	Legal Studies and Pre-Law - Criminal Behavior Emphasis (Minor)	0.79% 2
20	Legal Studies and Pre-Law - Environmental Emphasis (Minor)	0.40% 1
21	Legal Studies and Pre-Law - Genetics Emphasis (Minor)	0.40% 1
22	Legal Studies and Pre-Law - Human Rights Emphasis (Minor)	0.79% 2
23	Legal Studies and Pre-Law - Recreation and Sports Emphasis (Minor)	1.19% 3
24	Legal Studies and Pre-Law - Research and Writing Emphasis (Minor)	0.00% 0
25	Mathematics (Minor)	0.40% 1
26	Music (Minor)	0.40% 1
27	Philosophy (Minor)	0.00% 0
28	Physics (Minor)	0.40% 1
29	Political Science (Minor)	0.00% 0
30	Psychology (Minor)	4.35% 11
31	Public and Non-Profit Administration (Minor)	0.00% 0
32	Recreation and Tourism Management (Minor)	1.19% 3
33	Ski Area Management (Minor)	0.00% 0
34	Social Work (Minor)	0.40% 1
35	Sociology (Minor)	7.11% 18

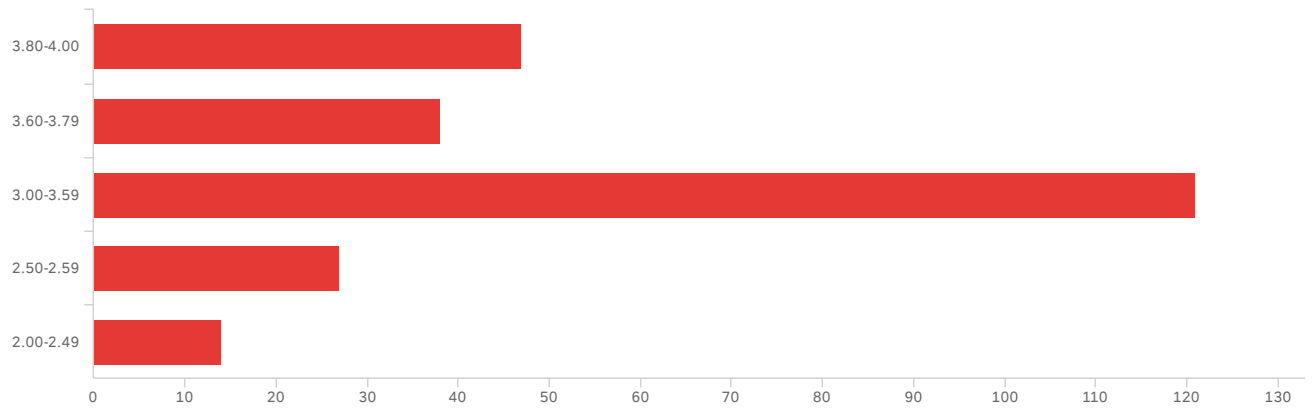


#	Field	Choice Count
36	Tourism Management (Certificate)	0.00% 0
37	Sports Medicine (Minor)	3.16% 8
38	Statistics (Minor)	0.79% 2
39	Studio Art (Minor)	1.19% 3
40	Theatre (Minor)	0.40% 1
41	Women's and Gender Studies (Minor)	0.40% 1
42	English – Writing Emphasis (Minor)	0.00% 0
43	Journalism (Minor)	0.40% 1
44	Neuroscience (Minor)	5.93% 15
60	I did not complete a Minor or Certificate Program	44.27% 112
105	Addictions (Minor)	0.00% 0
106	Criminology (Minor)	2.37% 6
107	Environmental Studies (Minor)	0.40% 1
108	Human Resource Management (Minor)	0.00% 0
109	Sport Management (Minor)	0.40% 1

253

Showing rows 1 - 51 of 51

## Q8 - What is your current overall GPA?

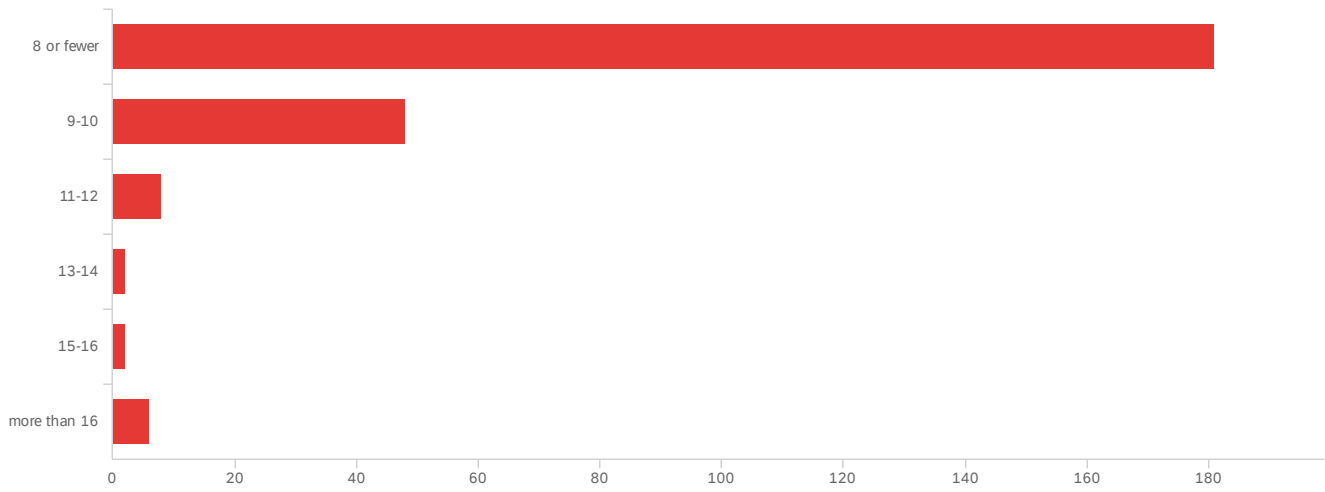


#	Field	Minimum	Maximum	Mean	Std Deviation	Variance	Count
1	What is your current overall GPA?	1.00	5.00	2.69	1.07	1.15	247

#	Field	Choice Count
1	3.80-4.00	19.03% 47
2	3.60-3.79	15.38% 38
3	3.00-3.59	48.99% 121
4	2.50-2.59	10.93% 27
5	2.00-2.49	5.67% 14
		247

Showing rows 1 - 6 of 6

## Q9 - How many semesters did it take you to complete your degree(s):



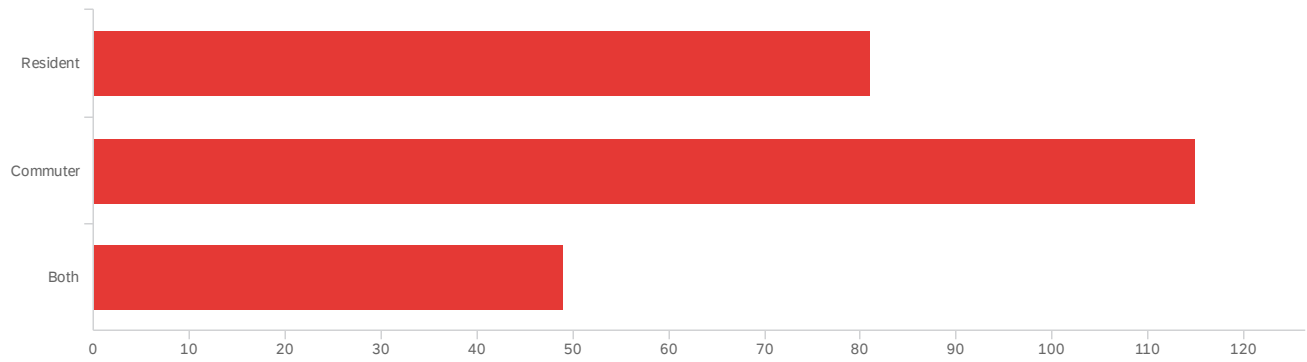
#	Field	Minimum	Maximum	Mean	Std Deviation	Variance	Count
1	How many semesters did it take you to complete your degree(s):	1.00	6.00	1.44	0.97	0.94	247

#	Field	Choice Count
1	8 or fewer	73.28% 181
2	9-10	19.43% 48
3	11-12	3.24% 8
4	13-14	0.81% 2
5	15-16	0.81% 2
6	more than 16	2.43% 6

247

Showing rows 1 - 7 of 7

## Q10 - While at Concord were you a resident, commuter, or both?

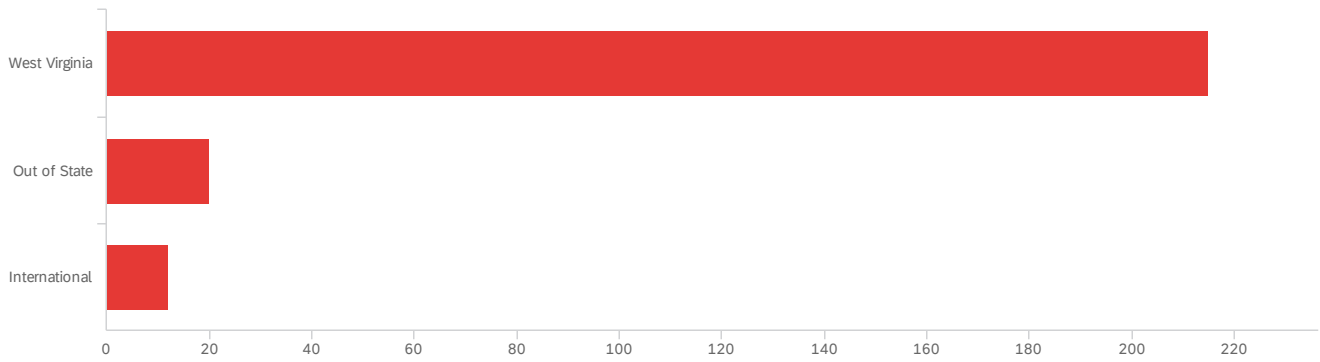


#	Field	Minimum	Maximum	Mean	Std Deviation	Variance	Count
1	While at Concord were you a resident, commuter, or both?	1.00	3.00	1.87	0.72	0.51	245

#	Field	Choice Count
1	Resident	33.06% 81
2	Commuter	46.94% 115
3	Both	20.00% 49
		245

Showing rows 1 - 4 of 4

# Q11 - What was your residence at time of admission to Concord University?

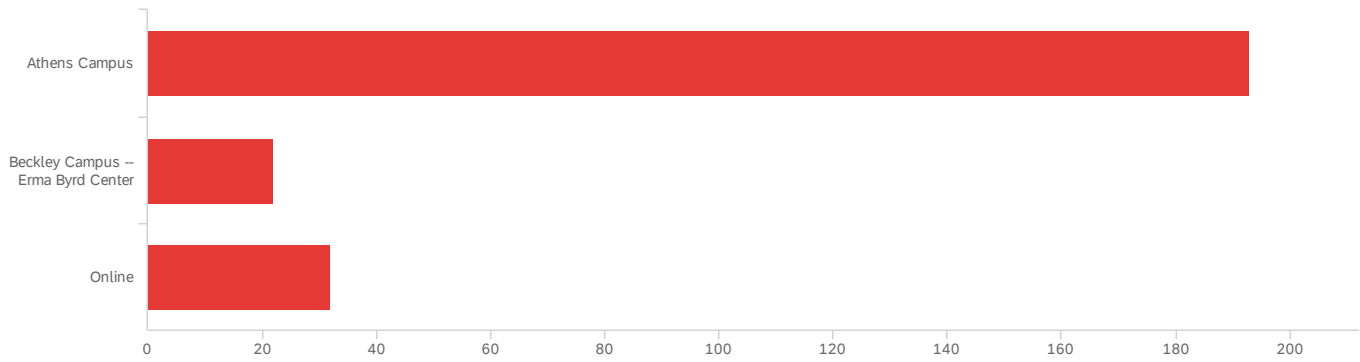


#	Field	Minimum	Maximum	Mean	Std Deviation	Variance	Count
1	What was your residence at time of admission to Concord University?	1.00	3.00	1.18	0.49	0.24	247

#	Field	Choice Count
1	West Virginia	87.04% 215
2	Out of State	8.10% 20
3	International	4.86% 12
		247

Showing rows 1 - 4 of 4

## Q12 - Where did you complete the majority of your coursework?



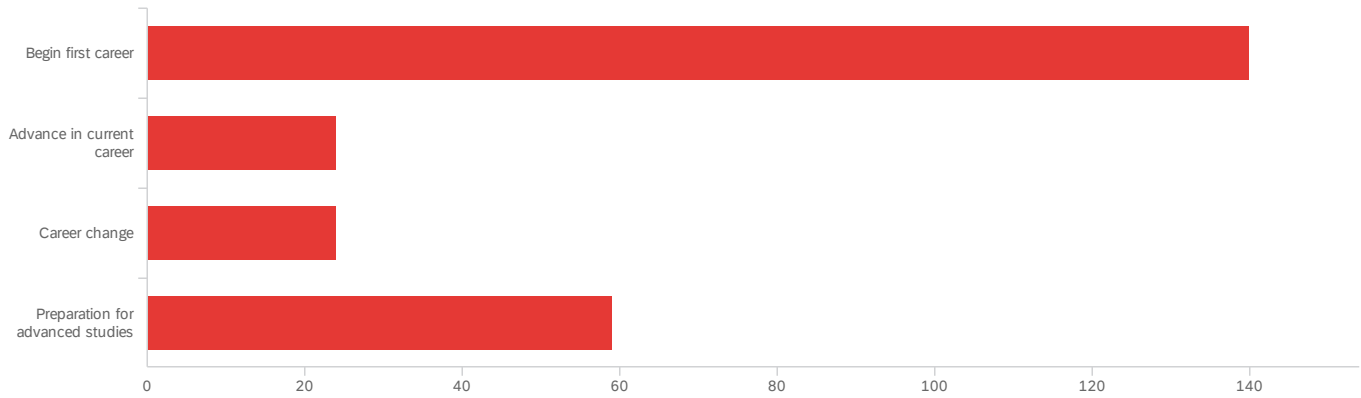
#	Field	Minimum	Maximum	Mean	Std Deviation	Variance	Count
1	Where did you complete the majority of your coursework?	1.00	3.00	1.35	0.70	0.49	247

#	Field	Choice Count
1	Athens Campus	78.14% 193
2	Beckley Campus -- Erma Byrd Center	8.91% 22
3	Online	12.96% 32
		247

Showing rows 1 - 4 of 4

# Q13 - Which of the following best describes your educational objective while attending

## Concord University.



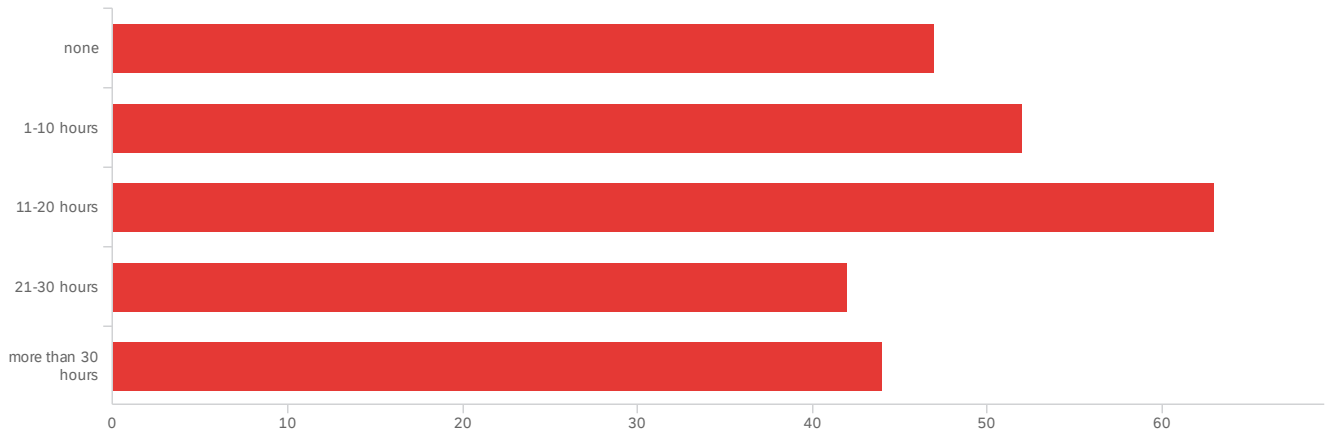
#	Field	Minimum	Maximum	Mean	Std Deviation	Variance	Count
1	Which of the following best describes your educational objective while attending Concord University.	1.00	4.00	2.01	1.27	1.62	247

#	Field	Choice Count
1	Begin first career	56.68% 140
2	Advance in current career	9.72% 24
3	Career change	9.72% 24
4	Preparation for advanced studies	23.89% 59

247

Showing rows 1 - 5 of 5

Q14 - During this last year of studies, approximately how many hours per week do you spend working while attending clas



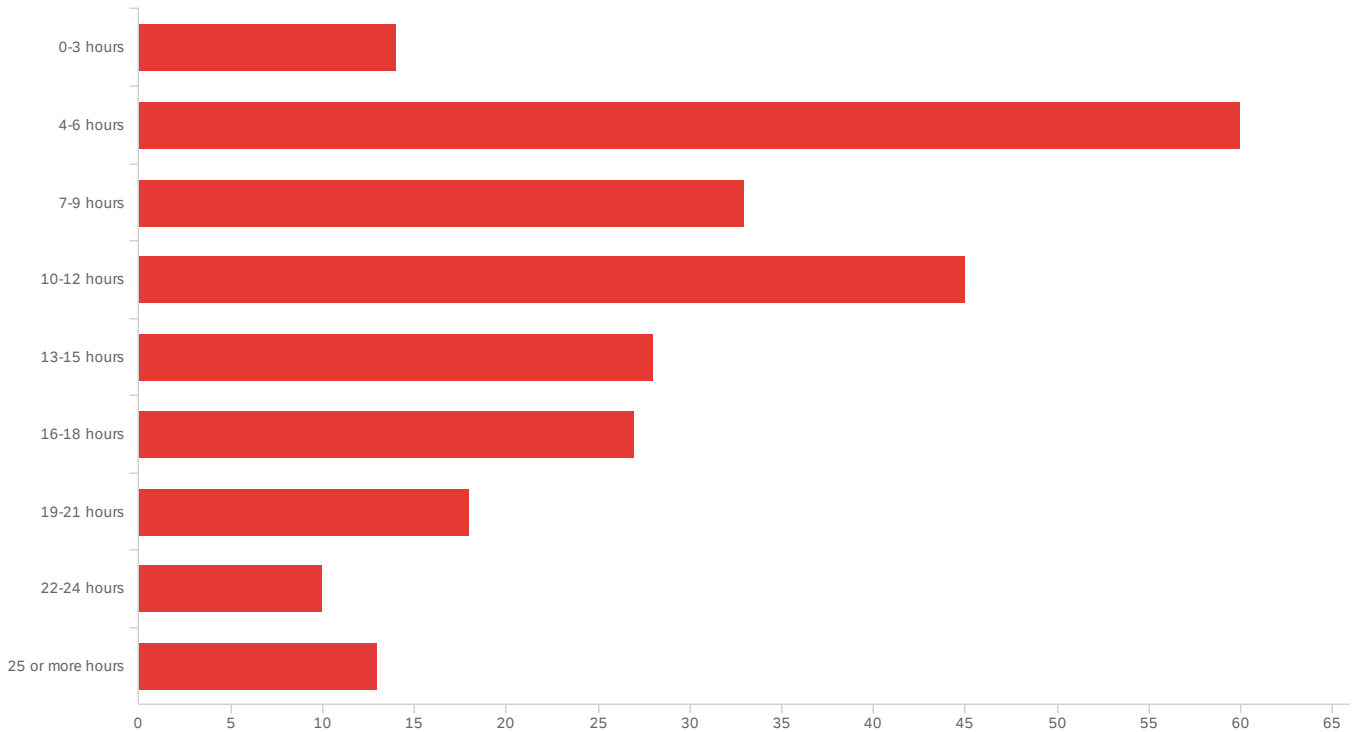
#	Field	Minimum	Maximum	Mean	Std Deviation	Variance	Count
1	During this last year of studies, approximately how many hours per week do you spend working while attending clas	1.00	5.00	2.94	1.36	1.84	248

#	Field	Choice Count
1	none	18.95% 47
2	1-10 hours	20.97% 52
3	11-20 hours	25.40% 63
4	21-30 hours	16.94% 42
5	more than 30 hours	17.74% 44
		248

Showing rows 1 - 6 of 6



Q15 - Approximately how many hours per week, during your time at Concord, do you spend studying outside of class on course-related work (e.g. homework, papers, projects, rehearsals, studio work, etc.)



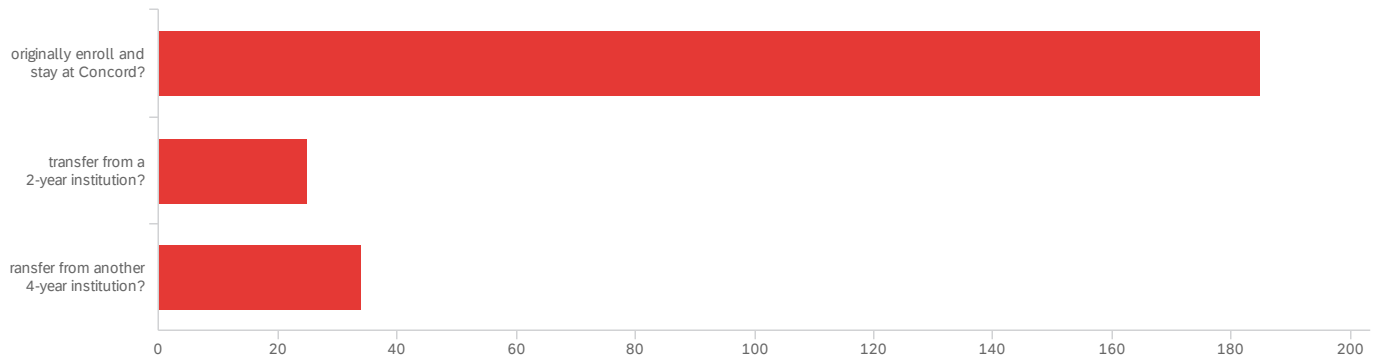
#	Field	Minimum	Maximum	Mean	Std Deviation	Variance	Count
1	Approximately how many hours per week, during your time at Concord, do you spend studying outside of class on course-related work (e.g. homework, papers, projects, rehearsals, studio work, etc.)	1.00	9.00	4.19	2.18	4.73	248

#	Field	Choice Count
1	0-3 hours	5.65% 14
2	4-6 hours	24.19% 60
3	7-9 hours	13.31% 33
4	10-12 hours	18.15% 45
5	13-15 hours	11.29% 28
6	16-18 hours	10.89% 27

#	Field	Choice Count
7	19-21 hours	7.26% 18
8	22-24 hours	4.03% 10
9	25 or more hours	5.24% 13
		248

Showing rows 1 - 10 of 10

## Q16 - While pursuing your degree at Concord University, did you

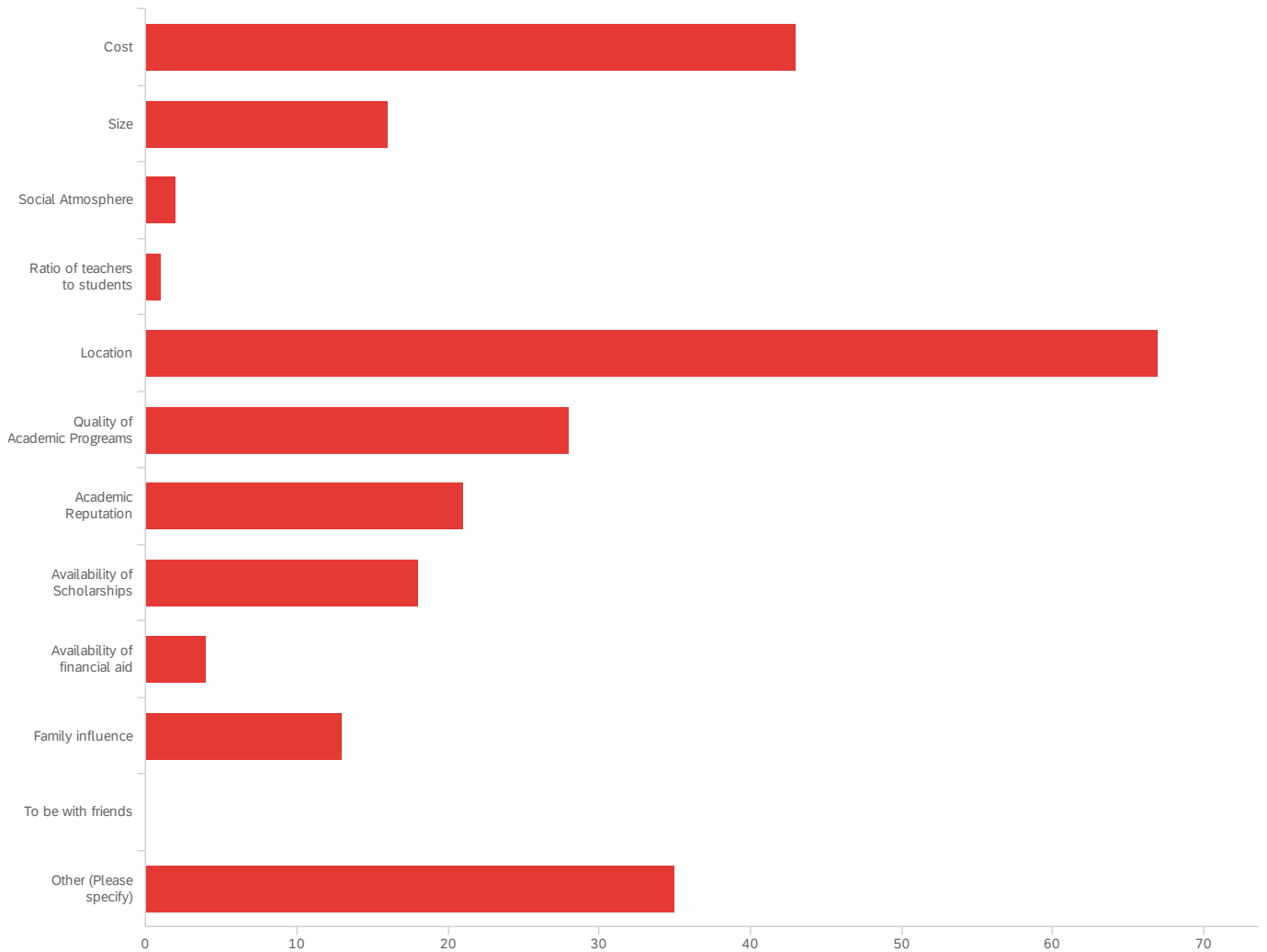


#	Field	Minimum	Maximum	Mean	Std Deviation	Variance	Count
1	While pursuing your degree at Concord University, did you	1.00	3.00	1.38	0.72	0.51	244

#	Field	Choice Count
1	originally enroll and stay at Concord?	75.82% 185
2	transfer from a 2-year institution?	10.25% 25
3	ransfer from another 4-year institution?	13.93% 34
		244

Showing rows 1 - 4 of 4

## Q17 - What was your MOST important reason for attending Concord?



#	Field	Minimum	Maximum	Mean	Std Deviation	Variance	Count
1	What was your MOST important reason for attending Concord? - Selected Choice	1.00	12.00	5.91	3.49	12.16	248

#	Field	Choice Count
1	Cost	17.34% 43
2	Size	6.45% 16
3	Social Atmosphere	0.81% 2
4	Ratio of teachers to students	0.40% 1
5	Location	27.02% 67

#	Field	Choice Count
6	Quality of Academic Programs	11.29% 28
7	Academic Reputation	8.47% 21
8	Availability of Scholarships	7.26% 18
9	Availability of financial aid	1.61% 4
10	Family influence	5.24% 13
11	To be with friends	0.00% 0
12	Other (Please specify)	14.11% 35

248

Showing rows 1 - 13 of 13

### Q17\_12\_TEXT - Other (Please specify)

Other (Please specify)

The first nine options (reasons) described above.

Online

I obtained my bachelor's degree from Concord.

Athletics and location

HSTA scholarship waiver

Softball

Degree options

Online graduate opportunity

Sports

My mom got sick

I had received my bachelors degree at Concord and knew how much I enjoyed it and the teachers and decided to continue my education with Concord!

Multiple reasons including cost, family influence, location and availability of financial aid.

Track and Field

Other (Please specify)

Received scholarships.

Athletic scholarship

Got a chance to play sports so I ran with it.

Sports

Transferred because of Scott Mckillop

Education program

small athlete scholarship

Baseball

To play Baseball

Athletics

I flipped a coin, it was fate.

Assistance to international students

Sports, Coach Cox

Close to home

The Biology program has a reputation for being tough and good for preping students for professional schools

My program of study was all online.

content

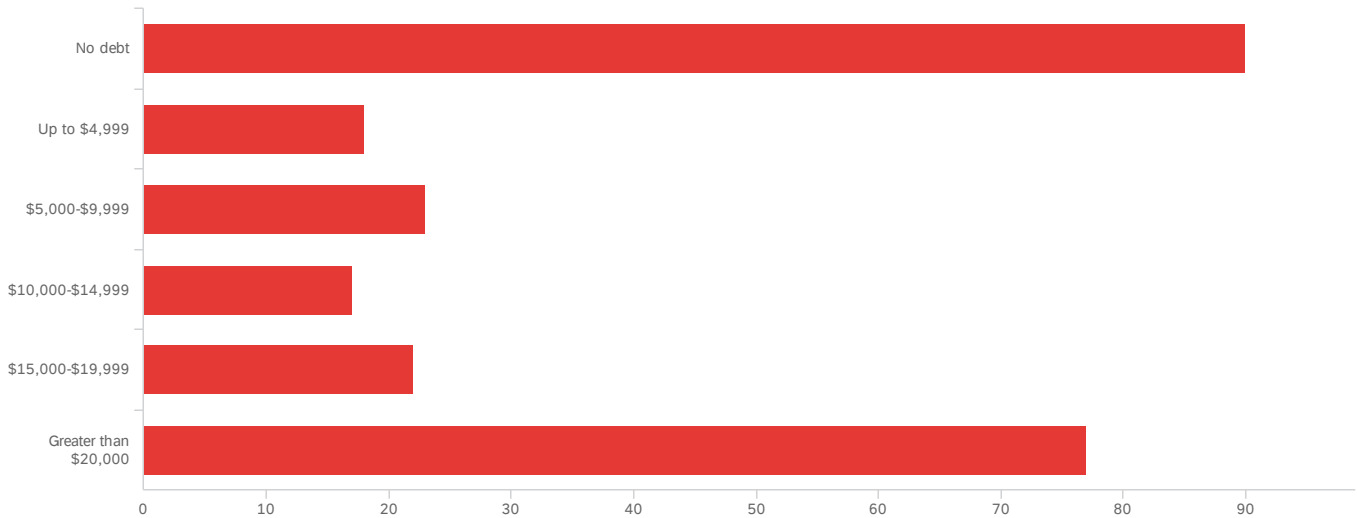
Football

Athletics and Education Degree

Athletics

# Q18 - Upon graduation, what will be the dollar amount of your educational loan

indebtedness?



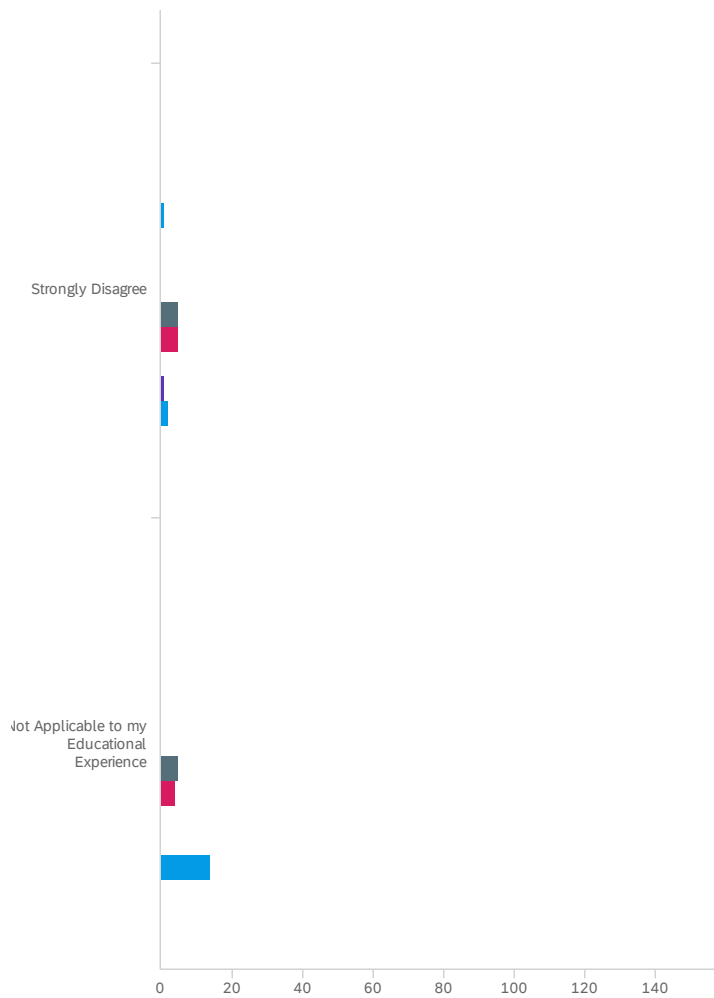
#	Field	Minimum	Maximum	Mean	Std Deviation	Variance	Count
1	Upon graduation, what will be the dollar amount of your educational loan indebtedness?	1.00	6.00	3.38	2.15	4.62	247

#	Field	Choice	Count
1	No debt	36.44%	90
2	Up to \$4,999	7.29%	18
3	\$5,000-\$9,999	9.31%	23
4	\$10,000-\$14,999	6.88%	17
5	\$15,000-\$19,999	8.91%	22
6	Greater than \$20,000	31.17%	77

247







#	Field	Minimum	Maximum	Mean	Std Deviation	Variance	Count
1	I developed effective communication skills in writing, speaking, and reading.	1.00	4.00	1.56	0.62	0.39	240
2	I learned to find scholarly information, to interpret research, and to use insights gained from research for informed decision making.	1.00	4.00	1.56	0.61	0.37	239
3	I learned to appreciate and to respect differing viewpoints.	1.00	5.00	1.57	0.71	0.51	241
4	I determined how to improve my own learning and to engage in lifelong learning.	1.00	4.00	1.48	0.57	0.32	241
5	I used my all of my varying academic knowledge and experiences to explore issues and to solve problems.	1.00	4.00	1.59	0.63	0.40	241
6	I learned to apply the critical thinking skills learned in problem solving.	1.00	4.00	1.51	0.61	0.37	241
7	I developed the ability to use mathematics to explore real world problems.	1.00	6.00	2.18	1.13	1.28	240
8	I broadened my appreciation for the arts.	1.00	6.00	1.93	1.06	1.12	240

#	Field	Minimum	Maximum	Mean	Std Deviation	Variance	Count
9	I have a well-developed understanding of the ethical and moral implications of my actions and those of others.	1.00	4.00	1.46	0.60	0.36	241
10	I learned to respect differing perspectives for understanding and equitable conflict resolution.	1.00	5.00	1.52	0.68	0.47	241
11	My capstone course challenged me to do my best work.	1.00	6.00	1.81	1.29	1.67	241

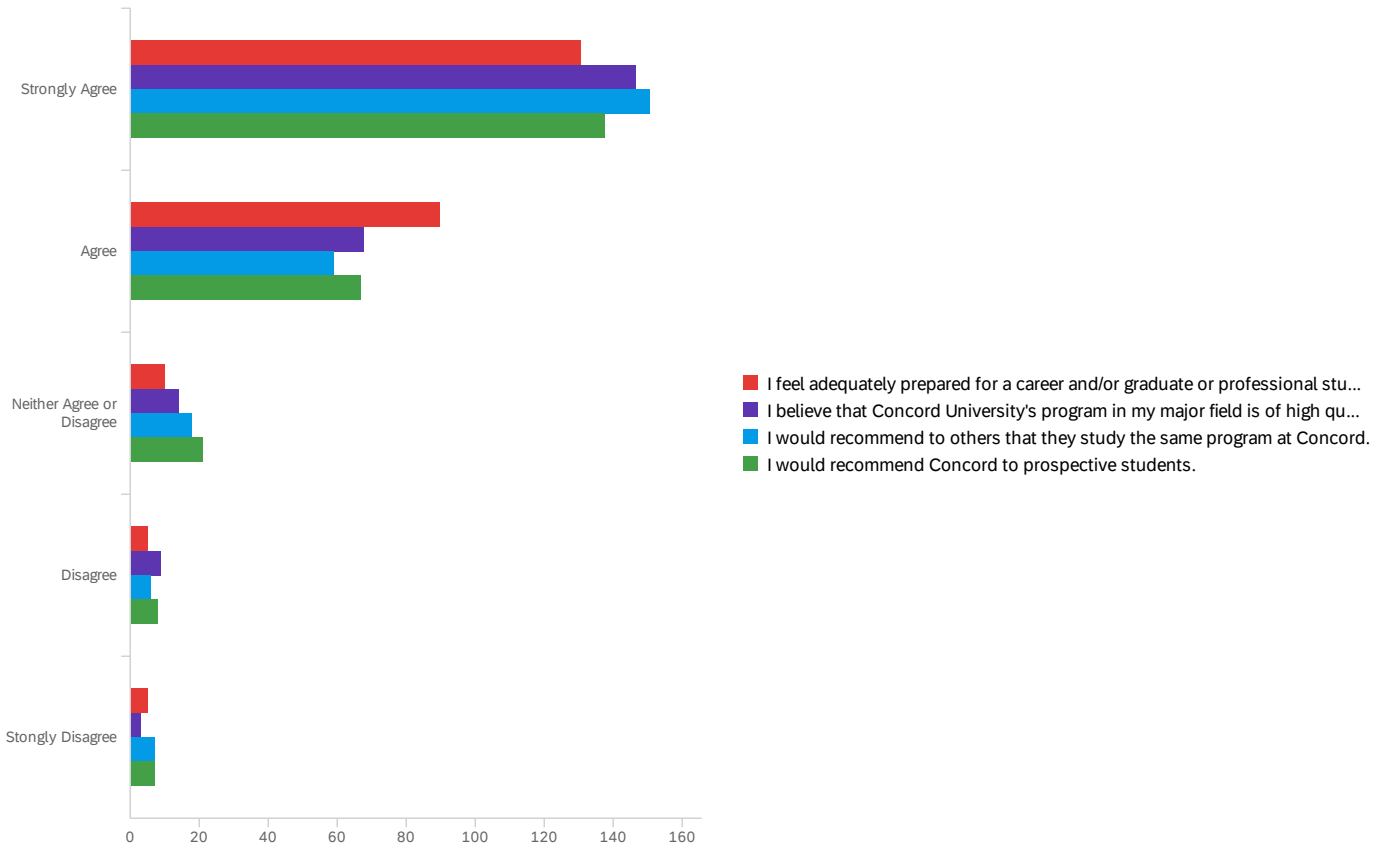
#	Field	Strongly Agree	Agree	Neither Agree or Disagree	Disagree	Strongly Disagree	Not Applicable to my Educational Experience	Total
1	I developed effective communication skills in writing, speaking, and reading.	50.42% 121	44.17% 106	4.58% 11	0.83% 2	0.00% 0	0.00% 0	240
2	I learned to find scholarly information, to interpret research, and to use insights gained from research for informed decision making.	49.79% 119	44.77% 107	5.02% 12	0.42% 1	0.00% 0	0.00% 0	239
3	I learned to appreciate and to respect differing viewpoints.	53.11% 128	39.83% 96	4.56% 11	2.07% 5	0.41% 1	0.00% 0	241
4	I determined how to improve my own learning and to engage in lifelong learning.	55.19% 133	41.91% 101	2.49% 6	0.41% 1	0.00% 0	0.00% 0	241
5	I used my all of my varying academic knowledge and experiences to explore issues and to solve problems.	48.55% 117	45.23% 109	5.39% 13	0.83% 2	0.00% 0	0.00% 0	241
6	I learned to apply the critical thinking skills learned in problem solving.	54.77% 132	40.66% 98	3.73% 9	0.83% 2	0.00% 0	0.00% 0	241
7	I developed the ability to use mathematics to explore real world problems.	30.42% 73	38.75% 93	19.17% 46	7.50% 18	2.08% 5	2.08% 5	240
8	I broadened my appreciation for the arts.	40.83% 98	36.67% 88	16.25% 39	2.50% 6	2.08% 5	1.67% 4	240
9	I have a well-developed understanding of the ethical and moral implications of my actions and those of others.	59.34% 143	36.51% 88	3.32% 8	0.83% 2	0.00% 0	0.00% 0	241

#	Field	Strongly Agree	Agree	Neither Agree or Disagree	Disagree	Strongly Disagree	Not Applicable to my Educational Experience	Total
10	I learned to respect differing perspectives for understanding and equitable conflict resolution.	56.43% 136	37.34% 90	4.56% 11	1.24% 3	0.41% 1	0.00% 0	241
11	My capstone course challenged me to do my best work.	56.02% 135	26.97% 65	9.13% 22	1.24% 3	0.83% 2	5.81% 14	241

Showing rows 1 - 11 of 11

Q20 - Now that you are nearing completion of your degree at Concord University, please

rate the following:



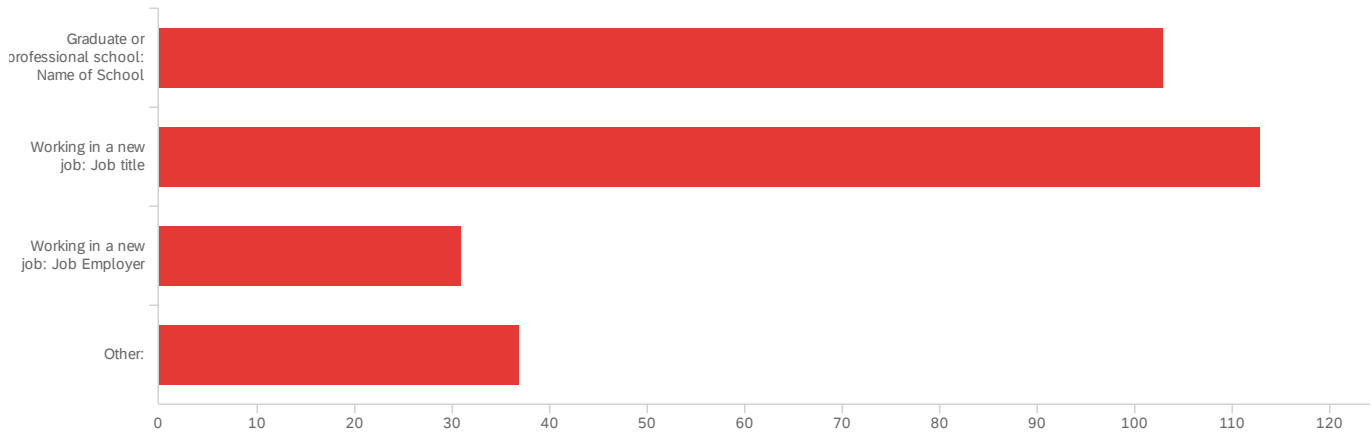
#	Field	Minimum	Maximum	Mean	Std Deviation	Variance	Count
1	I feel adequately prepared for a career and/or graduate or professional study in my major field.	1.00	5.00	1.60	0.83	0.70	241
2	I believe that Concord University's program in my major field is of high quality.	1.00	5.00	1.56	0.86	0.74	241
3	I would recommend to others that they study the same program at Concord.	1.00	5.00	1.59	0.94	0.89	241
4	I would recommend Concord to prospective students.	1.00	5.00	1.67	0.97	0.94	241

#	Field	Strongly Agree	Agree	Neither Agree or Disagree	Disagree	Stongly Disagree	Total
1	I feel adequately prepared for a career and/or graduate or professional study in my major field.	54.36% 131	37.34% 90	4.15% 10	2.07% 5	2.07% 5	241

#	Field	Strongly Agree	Agree	Neither Agree or Disagree	Disagree	Stongly Disagree	Total
2	I believe that Concord University's program in my major field is of high quality.	61.00% 147	28.22% 68	5.81% 14	3.73% 9	1.24% 3	241
3	I would recommend to others that they study the same program at Concord.	62.66% 151	24.48% 59	7.47% 18	2.49% 6	2.90% 7	241
4	I would recommend Concord to prospective students.	57.26% 138	27.80% 67	8.71% 21	3.32% 8	2.90% 7	241

Showing rows 1 - 4 of 4

Q21 - What is your primary future plan? Please complete the following for your new career position and/or graduate school.



#	Field	Choice Count
1	Graduate or professional school: Name of School	36.27% 103
2	Working in a new job: Job title	39.79% 113
3	Working in a new job: Job Employer	10.92% 31
4	Other:	13.03% 37
		284

Showing rows 1 - 5 of 5

Q21\_1\_TEXT - Graduate or professional school: Name of School

Graduate or professional school: Name of School

I plan to attend another institution to obtain my Doctorate degree in Higher Education.

Unsure

West Virginia University

MSW program at CU.

Concord University - Master of Education

West Virginia University

Deciding between various law school offers.

Graduate or professional school: Name of School

Touro College or Western Michigan Thomas Cooley law school or Charleston school of law or

Marshall University

Marshall University's School of Pharmacy

Concord

Concord University

Concord University MSW

WVU School of Dentistry

I'm planning on taking one semester off and then going back for my masters

West Virginia University Masters Program in Communications

Concord University, Master of Social Work

University of New Mexico

Appalachian School of Law

Undecided

Concord University's Master of Social Work Program

Concord University

Graduate

Concord University

Concord's Master Program Appalachian School of Law

Masters of Education, Reading Specialist. School Undecided

Concord university-MSW

University of North Carolina at Charlotte

Unknown yet

Boston University

Appalachian School of Pharmacy

Graduate or professional school: Name of School

FIU

I don't know yet

Graduate school or military. Undecided

Attend a MA program in clinical mental health counseling in Springfield MA

Going to Med school

Concord University MSW

Liberty University

Virginia tech, Wisconsin Madison, Georgia tech,

University of Florida

University of Florida University of Central Florida

Concord MSW

Concord University

Concord University

Concord

Marshall University

Concord University

Masters in Education at WVU

Masters, Reading Specialist. Concord

Virginia Tech

Concord University- Masters in Social Work

Seeking concord university masters

I plan on attending WVU Law School.

Marshall or West Virginia University

Unknown currently considering Marshall or wvu



Graduate or professional school: Name of School

West Virginia School of Osteopathic Medicine

Marshall University

West Virginia University School of Dentistry

concord university

Marshall University School of Physical Therapy

Augusta Health Science

Concord University

WVU Dental School

Concord University Masters of Health promotion

Concord

Unknown

Masters in HR

either Appalachian school of law OR WV law school

Virginia Tech Marshall University Eastern Tennessee State

Will take a year break to gain money

Clemson University

Undecided

Medical school if I get in

Concord University

Concord University

WVU

Marshall University

Marshall University Concord University

Marshall University

Graduate or professional school: Name of School

I will be applying to medical schools starting the 2020 cycle

Virginia Tech, or Ohio University

Concord University

Concord University

Concord University - Masters in Reading

WVU, UT, or UK Law School

### Q21\_2\_TEXT - Working in a new job: Job title

Working in a new job: Job title

My hope is to assume a new role as principal or assistant principal.

Unsure

Case Manager

Board of Education

Park Naturalist

Graphic Designer

After completing the MSW next year, to be a Social Worker with the VA.

I would like to do counseling with children or open up my own provider company.

Park ranger in West Virginia with intentions on going big to Glacier National Park

Will pursue advancement at my current job

Secondary Science Teacher

Elementary Educator

I am unsure what my exact title will be at this time.

QC Lab Analyst

Software Developer

Working in a new job: Job title

IT

Operations Manager/Human Resource Manager

Director

Special Education Teacher

To become an administrator.

Case Manager/Service Coordinator

Social Worker (not sure where yet)

Reading Specialist

Elementary Educator

Elementary Music Teacher

Once gaining my masters degree, I have already accepted a job at my current work place but I will be becoming a mental health therapist.

Social Studies Teacher

Substitute Teacher- Roanoke Co. Schools

Microbiology lab tech.

Personal Banker

Graphic Designer

I plan to run my own business. Creating art and manufacturing products based off my creations.

social worker

Graphic designer (lead or otherwise)

Middle-High School Social Studies Teacher

Hopefully advancing to the corporate office of my current job.

Some sort of job utilizing my degree.

Producer/mmj

Working in a new job: Job title

---

Chemist 1

Enlisting into the army in an allied healthcare profession to help me with cost toward graduate Physical Therapy school

Elementary School Teacher

Counselor

unsure

Unknown as of now

Social Worker

Air Force Officer

Educator

Summer worker

Veterinary technician

Wildlife biology

My primary plan is to teach within Mercer County

Teacher

Social Work at Child Protective Services

Software engineer

Special Education Teacher

I plan on using my Masters of Arts in Teaching degree to become a full-time teacher in my field. I plan on being able to be in that position long-term.

Staff Auditor

Financial analyst

Teacher

Teaching

Elementary Educator (k-6)

Working in a new job: Job title

English Teacher

Special Educator

Management Trainee

Art Teacher

Science Teacher

Social studies teacher

Elementary Teacher

Educator

Software engineer, Developer, Frontend or Backend developer or some IT work

security Forman

Enterprise

Graphic designer

Artist

Banker

Teacher.

Assistant auditor

LSW

self employed

Actuary

Radio producer and social media/online content manager at WMTD Hinton

Hopefully, a management at Glade Spring Resort after my degree.

Elementary Education Teacher

Middle school math teacher

Public school educator

Working in a new job: Job title

Criminal Psychologist in Federal Prison

Family advocate

Social Worker/Case Manager

Elementary Teacher

Music Educator

Hopefully in a few years

Health/Physical Education Teacher

ELA teacher, in a middle school setting.

Teacher

Law Enforcement of some kind

teacher

Banker

lab research

Supervisor at the Greenbrier

Q21\_3\_TEXT - Working in a new job: Job Employer

Working in a new job: Job Employer

I will be moving to NC with my husband.

Unsure

GVCH- Children's Home Society

Veterans Affairs.

Northwestern Mutual

I hope after my field placement to get hired on with child protective services

Mercer County Schools

Working in a new job: Job Employer

Southern Highlands (possibly)

Raleigh County Board of Education

Sideline Orthopedics

WVDOH

Veterinary Associates

Reach out to a radio station to be a programmer, assist or excel in production, voice tracking.

Raleigh County DHHR

Ernst & Young

Raleigh county

West Virginia school system

Enterprise

WV Department of Education

DHHR CPS worker

Citi National

Department of Environmental protection in VA

Federal

Walt Disney World Company

Raleigh County Board of Education.

Q21\_4\_TEXT - Other:

Other:

Begin my internship and look for a new job

Working in a plan to work in the WV legislation while applying for top graduate schools in international and/or government affairs

Start a business

Other:

Social Work (MSW) Program at Concord

I plan to obtain a higher position with my employer.

Use my degree for future advancement in my current position.

Will explore job opportunities at social service agencies

Employment in the Broadcasted Television industry. As long as there is someone to show me the ropes, I can be flexible.

Adjunct Professor

I plan to stay with current employer and advance in my career as a social worker.

Unknown

Not completely sure. But hoping it lead to a good job that I am able to use the knowledge the comes along with my degree, i.e. accounting and management

Eventually find a job in public health for a government agency

Use my current LSW and my earned MSW to advance into an LGSW and further my education to a doctorate level and further my career opportunities.

Hopeful acceptance to WV Police Academy and job as a WV Law Enforcement Officer - failing that, a dual JD/MBA from WVU.

I am planning on staying with current job for approximately three years and considering pursuing a different avenue such as being a therapist.

Still working the same two jobs on campus, fitness center and daycare.

May go off to grad school in the future.

I would really like to become an author and write books for the rest of my life.

I do not have post graduate plans yet. I have a job back home. I'm still searching for better jobs and more schooling.

Trying to get into an advanced nursing program

Hoping to get into a physical therapy program.

Go into a paralegal program and become a paralegal.



Other:

Advancing to MSW program for Social Work

I plan to be able to just work instead of working full time and going to class fulltime. I plan to improve my mental health because it majorly declined during my time at Concord.

Disney College Program

Gap year before grad school

Undecided, but I am considering all of the above options including graduate school and becoming a teacher

Not for sure yet, but probably getting a job.

**End of Report**