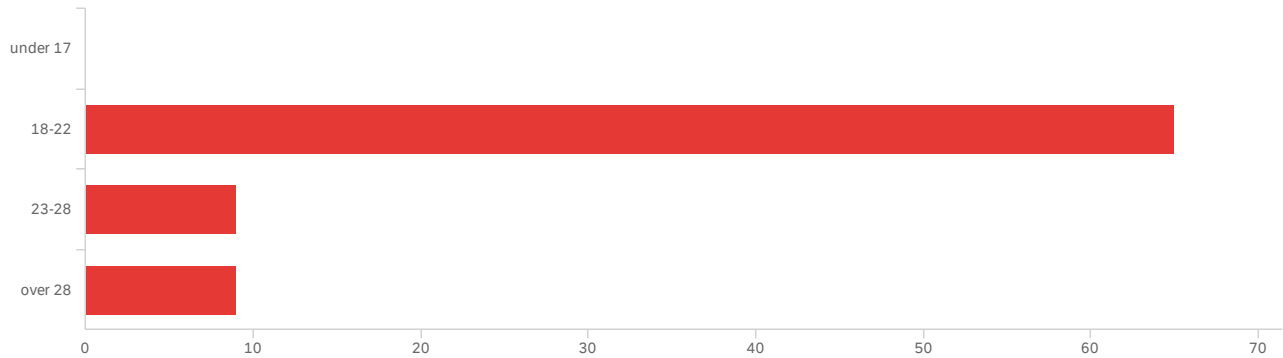


Final Report

Graduating Senior Survey -- 2021-2022

July 11, 2022 11:57 AM MDT

Q1 - Please indicate your age:

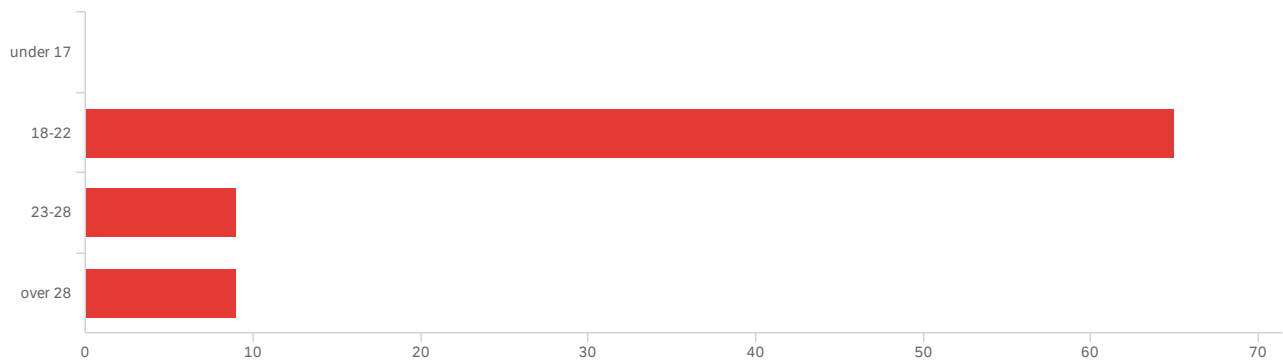


#	Field	Minimum	Maximum	Mean	Std Deviation	Variance	Count
1	Please indicate your age:	2.00	4.00	2.33	0.66	0.44	83

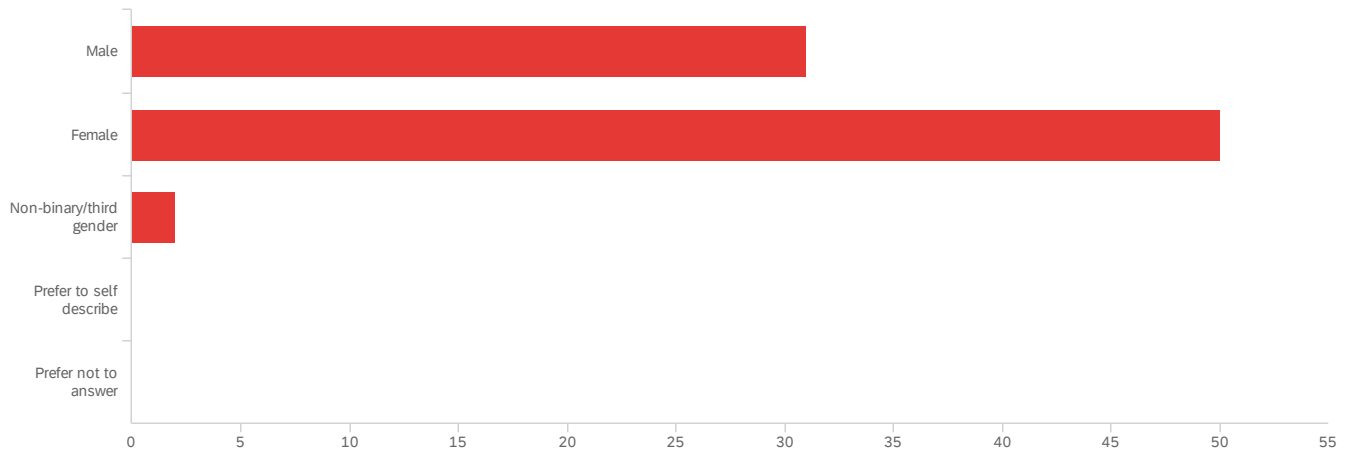
#	Field	Choice Count
1	under 17	0.00% 0
2	18-22	78.31% 65
3	23-28	10.84% 9
4	over 28	10.84% 9

83

Showing rows 1 - 5 of 5



Q2 - Please indicate your gender:

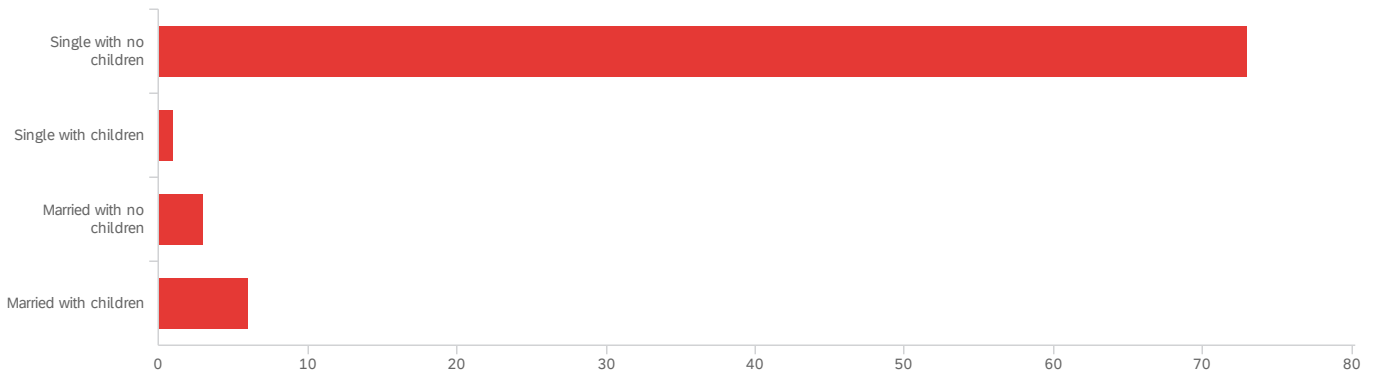


#	Field	Minimum	Maximum	Mean	Std Deviation	Variance	Count
1	Please indicate your gender: - Selected Choice	1.00	3.00	1.65	0.52	0.28	83

#	Field	Choice Count
1	Male	37.35% 31
2	Female	60.24% 50
3	Non-binary/third gender	2.41% 2
4	Prefer to self describe	0.00% 0
5	Prefer not to answer	0.00% 0
		83

Showing rows 1 - 6 of 6

Q3 - Please indicate your family status:



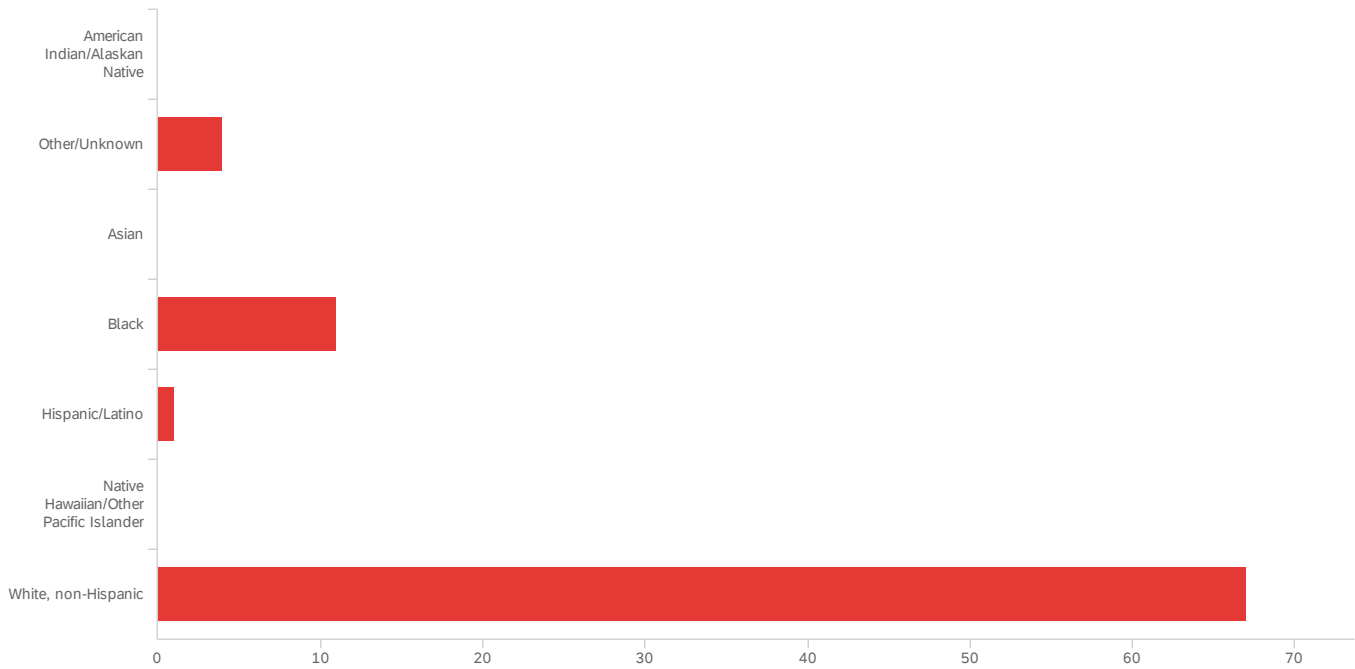
#	Field	Minimum	Maximum	Mean	Std Deviation	Variance	Count
1	Please indicate your family status:	2.00	5.00	2.30	0.85	0.72	83

#	Field	Choice Count
2	Single with no children	87.95% 73
3	Single with children	1.20% 1
4	Married with no children	3.61% 3
5	Married with children	7.23% 6

83

Showing rows 1 - 5 of 5

Q4 - How would you describe your race/ethnicity?

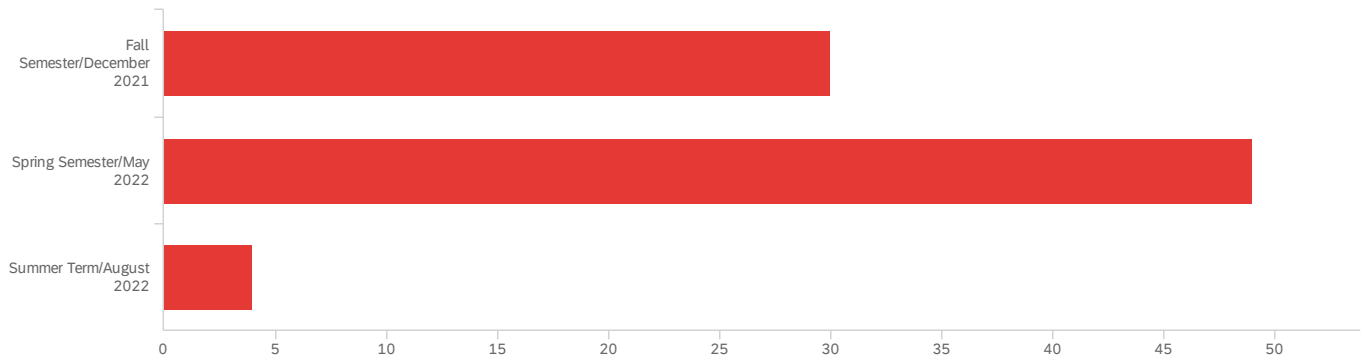


#	Field	Minimum	Maximum	Mean	Std Deviation	Variance	Count
1	How would you describe your race/ethnicity?	7.00	12.00	11.34	1.42	2.01	83

#	Field	Choice Count
1	American Indian/Alaskan Native	0.00% 0
7	Other/Unknown	4.82% 4
8	Asian	0.00% 0
9	Black	13.25% 11
10	Hispanic/Latino	1.20% 1
11	Native Hawaiian/Other Pacific Islander	0.00% 0
12	White, non-Hispanic	80.72% 67
		83

Showing rows 1 - 8 of 8

Q5 - Please indicate your semester/month of graduation:



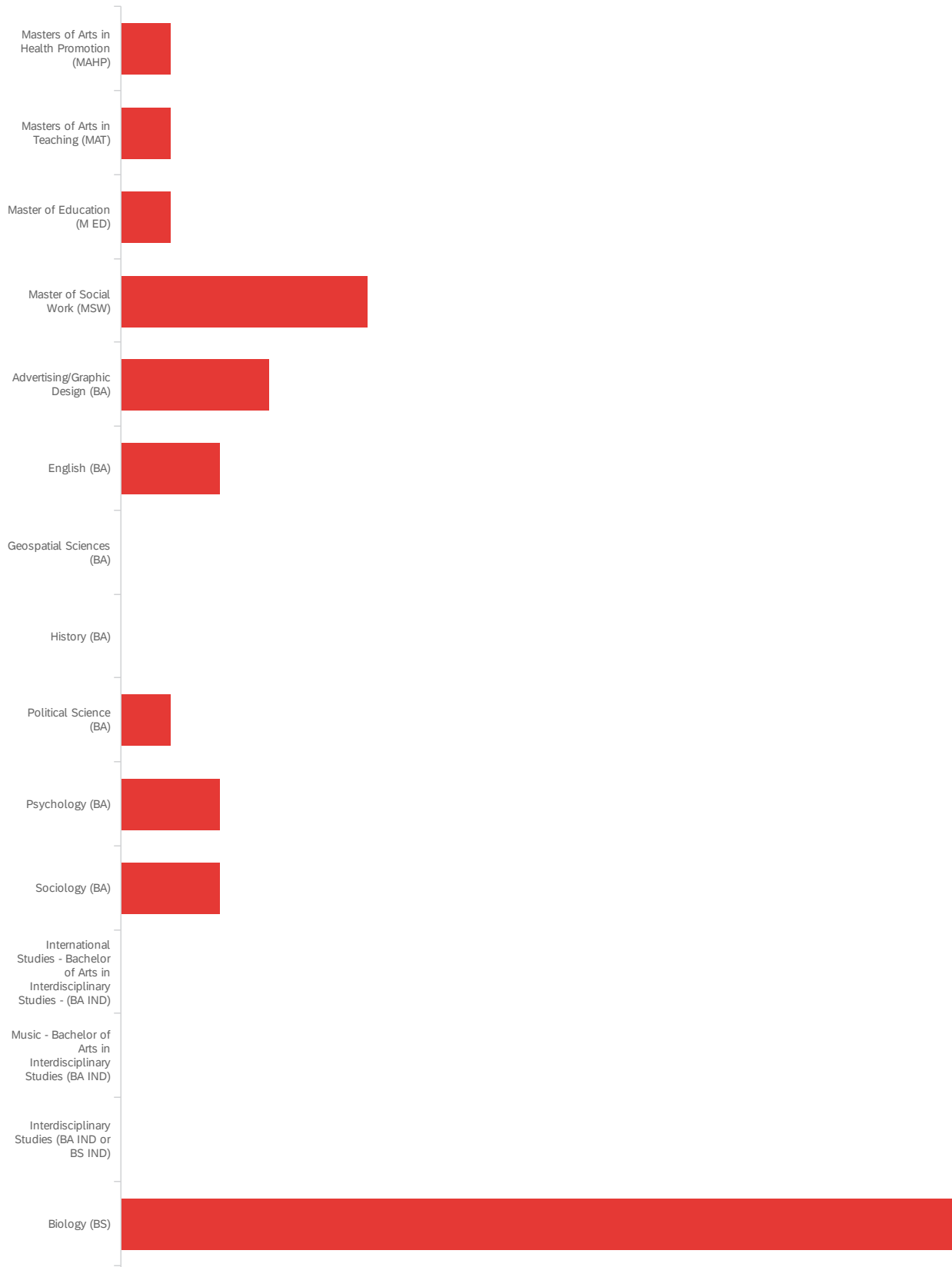
#	Field	Minimum	Maximum	Mean	Std Deviation	Variance	Count
1	Please indicate your semester/month of graduation:	1.00	3.00	1.69	0.56	0.31	83

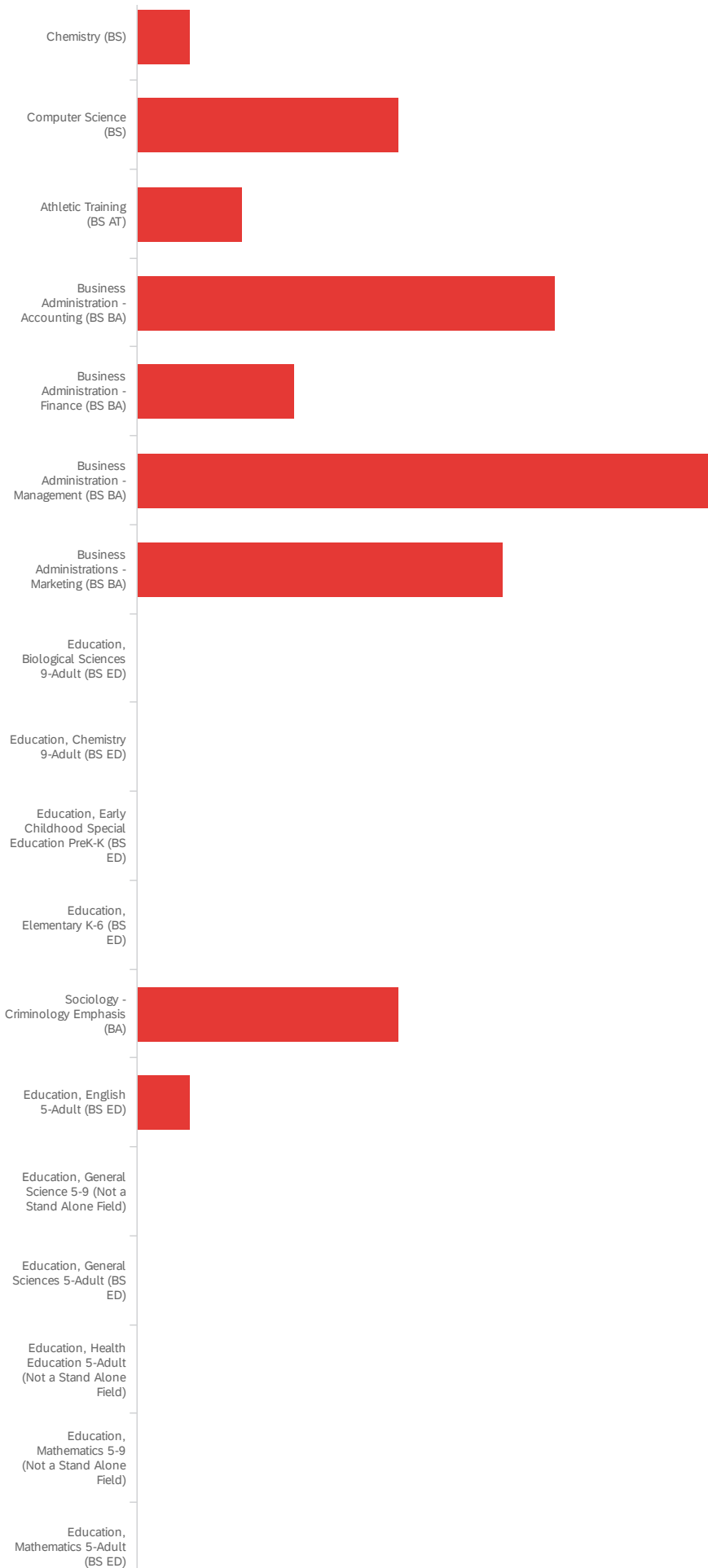
#	Field	Choice Count
1	Fall Semester/December 2021	36.14% 30
2	Spring Semester/May 2022	59.04% 49
3	Summer Term/August 2022	4.82% 4
		83

Showing rows 1 - 4 of 4

Q6 - Please indicate your degree program(s). If you received more than one, be sure to

select all degrees received.







#	Field	Choice Count
1	Masters of Arts in Health Promotion (MAHP)	1.12% 1
2	Masters of Arts in Teaching (MAT)	1.12% 1
3	Master of Education (M ED)	1.12% 1
4	Master of Social Work (MSW)	5.62% 5
5	Advertising/Graphic Design (BA)	3.37% 3
7	English (BA)	2.25% 2
8	Geospatial Sciences (BA)	0.00% 0
11	History (BA)	0.00% 0
13	Political Science (BA)	1.12% 1
14	Psychology (BA)	2.25% 2
15	Sociology (BA)	2.25% 2
21	International Studies - Bachelor of Arts in Interdisciplinary Studies - (BA IND)	0.00% 0
22	Music - Bachelor of Arts in Interdisciplinary Studies (BA IND)	0.00% 0
23	Interdisciplinary Studies (BA IND or BS IND)	0.00% 0
24	Biology (BS)	19.10% 17
27	Chemistry (BS)	1.12% 1
32	Computer Science (BS)	5.62% 5
34	Athletic Training (BS AT)	2.25% 2
35	Business Administration - Accounting (BS BA)	8.99% 8
37	Business Administration - Finance (BS BA)	3.37% 3
38	Business Administration - Management (BS BA)	12.36% 11
39	Business Administrations - Marketing (BS BA)	7.87% 7
42	Education, Biological Sciences 9-Adult (BS ED)	0.00% 0
44	Education, Chemistry 9-Adult (BS ED)	0.00% 0
45	Education, Early Childhood Special Education PreK-K (BS ED)	0.00% 0
46	Education, Elementary K-6 (BS ED)	0.00% 0
47	Sociology - Criminology Emphasis (BA)	5.62% 5

#	Field	Choice	Count
48	Education, English 5-Adult (BS ED)	1.12%	1
49	Education, General Science 5-9 (Not a Stand Alone Field)	0.00%	0
50	Education, General Sciences 5-Adult (BS ED)	0.00%	0
51	Education, Health Education 5-Adult (Not a Stand Alone Field)	0.00%	0
52	Education, Mathematics 5-9 (Not a Stand Alone Field)	0.00%	0
53	Education, Mathematics 5-Adult (BS ED)	0.00%	0
54	Education, Special Education Multi-Categorical K-6 and 5-Adult	0.00%	0
56	Education, Music PreK-Adult (BS ED)	0.00%	0
57	Education, Physical Education 5-Adult (BS ED)	0.00%	0
58	Education, Wellness Education PreK-Adult (BS ED)	0.00%	0
59	Education, Social Studies 5-Adult (BS ED)	1.12%	1
61	Environmental Geosciences (BS EG)	1.12%	1
62	Recreation and Tourism Management - Hospitality Management Emphasis (BS RTM)	0.00%	0
63	Recreation and Tourism Management - Park and Recreation Management Emphasis (BS RTM)	0.00%	0
64	Recreation and Tourism Management - Sports Management Emphasis (BS RTM)	0.00%	0
65	Recreation and Tourism Management - Tourism Planning and Promotion Emphasis (BS RTM)	1.12%	1
66	Social Work (BSW)	1.12%	1
67	Regents Bachelor of Arts (RBA)	1.12%	1
70	Studio Art (BA)	1.12%	1
71	Computer Information Systems (BS CIS)	2.25%	2
107	Mass Communication/Communication Art (BA CA)	0.00%	0
159	Business Administration - Sports Management (BS BA)	3.37%	3

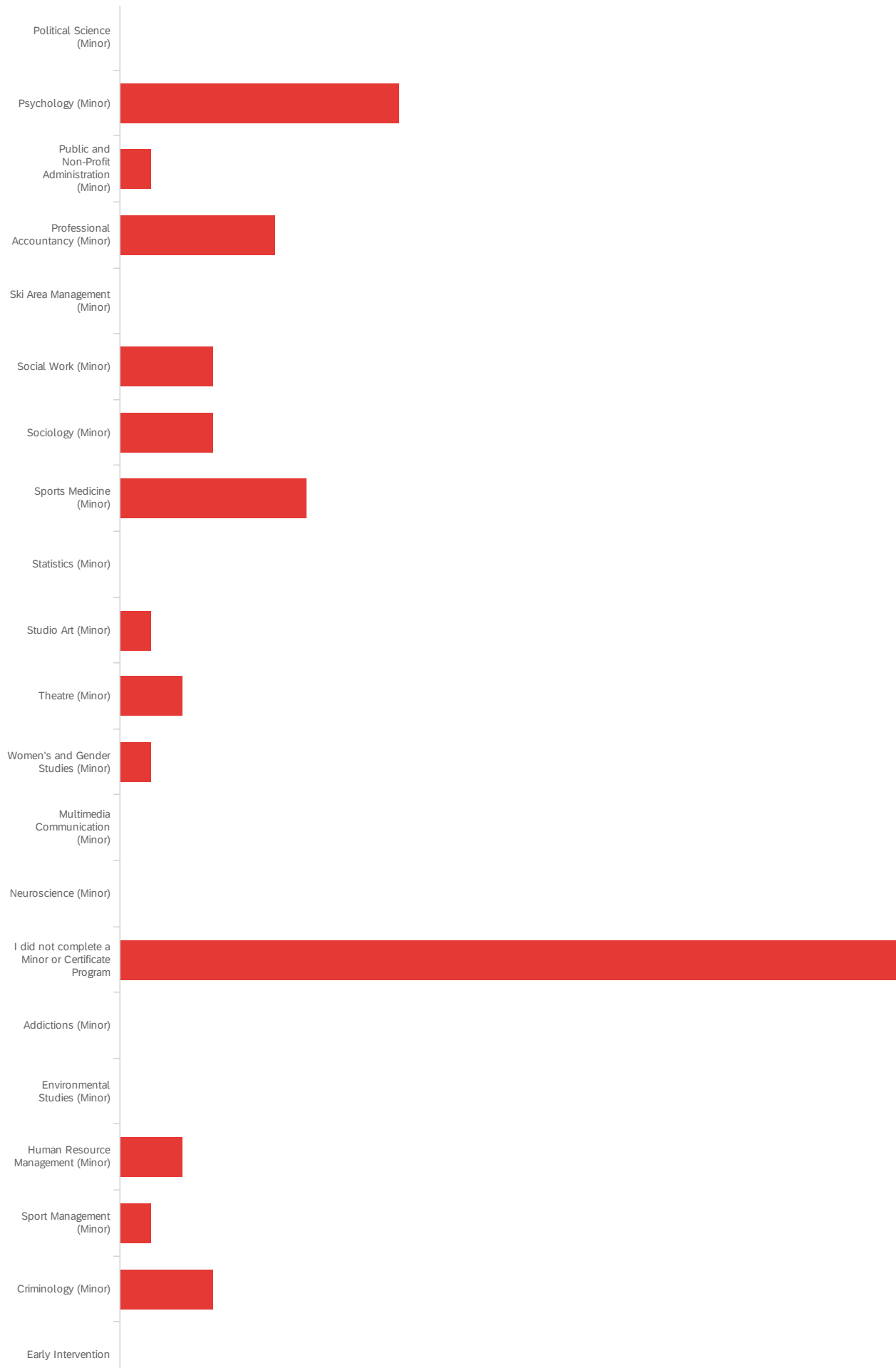
89

Showing rows 1 - 50 of 50

Q7 - Please indicate your minor(s) and/or certificate:

- Appalachian Studies (Minor)
- Biology (Minor)
- Business Administration (Minor)
- Chemistry (Minor)
- Civic Engagement (Minor)
- Communication (Minor)
- Computer Science (Minor)
- English (Minor)
- Entrepreneurship (Minor)
- Geography (Minor)
- Geology (Minor)
- Health Promotion (Minor)
- International Studies
- History (Minor)
- Legal Studies and PreLaw (Minor)
- Mathematics (Minor)
- Music (Minor)
- Philosophy and Religion (Minor)
- Physics (Minor)





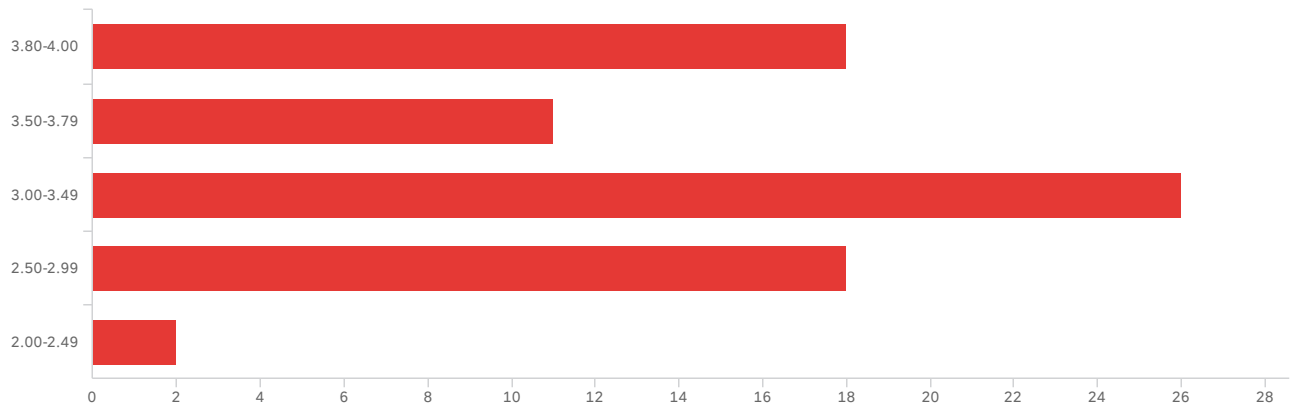


#	Field	Choice Count
1	Appalachian Studies (Minor)	0.00% 0
2	Biology (Minor)	1.25% 1
3	Business Administration (Minor)	5.00% 4
4	Chemistry (Minor)	1.25% 1
5	Civic Engagement (Minor)	0.00% 0
6	Communication (Minor)	0.00% 0
7	Computer Science (Minor)	0.00% 0
9	English (Minor)	1.25% 1
10	Entrepreneurship (Minor)	7.50% 6
11	Geography (Minor)	0.00% 0
12	Geology (Minor)	0.00% 0
13	Health Promotion (Minor)	2.50% 2
14	International Studies	0.00% 0
15	History (Minor)	0.00% 0
16	Legal Studies and PreLaw (Minor)	0.00% 0
25	Mathematics (Minor)	2.50% 2
26	Music (Minor)	0.00% 0
27	Philosophy and Religion (Minor)	1.25% 1
28	Physics (Minor)	0.00% 0
29	Political Science (Minor)	0.00% 0
30	Psychology (Minor)	11.25% 9
31	Public and Non-Profit Administration (Minor)	1.25% 1
32	Professional Accountancy (Minor)	6.25% 5
33	Ski Area Management (Minor)	0.00% 0
34	Social Work (Minor)	3.75% 3
35	Sociology (Minor)	3.75% 3

#	Field	Choice Count
37	Sports Medicine (Minor)	7.50% 6
38	Statistics (Minor)	0.00% 0
39	Studio Art (Minor)	1.25% 1
40	Theatre (Minor)	2.50% 2
41	Women's and Gender Studies (Minor)	1.25% 1
43	Multimedia Communication (Minor)	0.00% 0
44	Neuroscience (Minor)	0.00% 0
60	I did not complete a Minor or Certificate Program	31.25% 25
105	Addictions (Minor)	0.00% 0
107	Environmental Studies (Minor)	0.00% 0
108	Human Resource Management (Minor)	2.50% 2
109	Sport Management (Minor)	1.25% 1
110	Criminology (Minor)	3.75% 3
111	Early Intervention	0.00% 0
112	Digital Communicator (Minor)	0.00% 0
		80

Showing rows 1 - 42 of 42

Q8 - What is your current overall GPA?

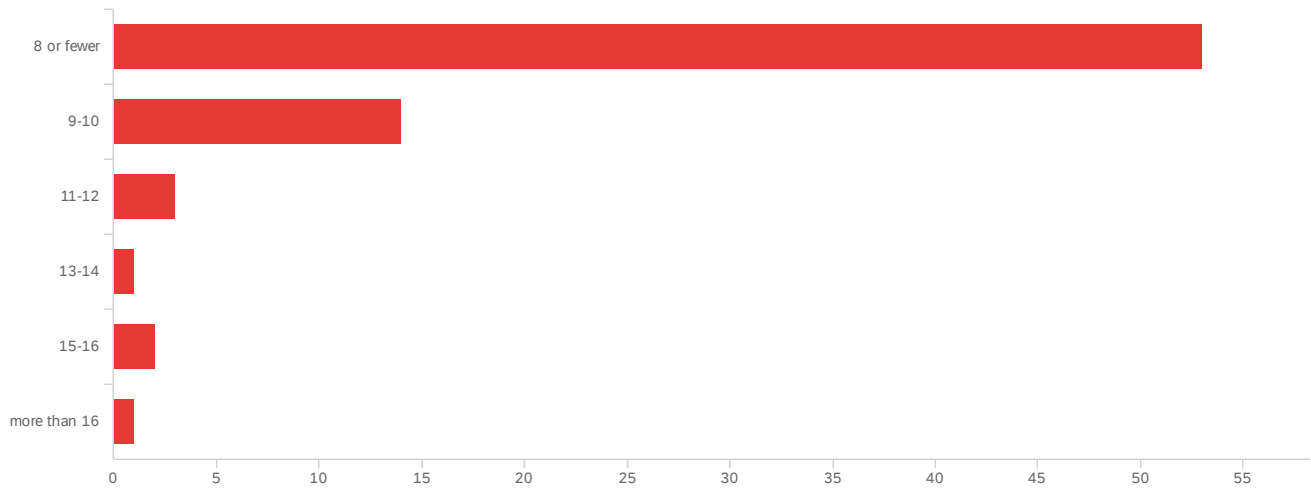


#	Field	Minimum	Maximum	Mean	Std Deviation	Variance	Count
1	What is your current overall GPA?	1.00	5.00	2.67	1.16	1.34	75

#	Field	Choice Count
1	3.80-4.00	24.00% 18
2	3.50-3.79	14.67% 11
3	3.00-3.49	34.67% 26
4	2.50-2.99	24.00% 18
5	2.00-2.49	2.67% 2
		75

Showing rows 1 - 6 of 6

Q9 - How many semesters did it take you to complete your degree(s) in tital:



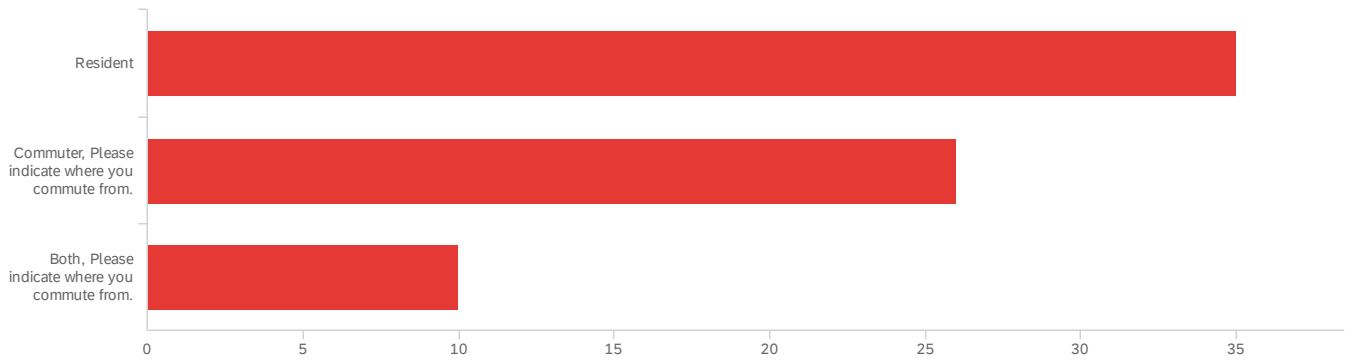
#	Field	Minimum	Maximum	Mean	Std Deviation	Variance	Count
1	How many semesters did it take you to complete your degree(s) in tital:	1.00	6.00	1.49	1.00	1.01	74

#	Field	Choice Count
1	8 or fewer	71.62% 53
2	9-10	18.92% 14
3	11-12	4.05% 3
4	13-14	1.35% 1
5	15-16	2.70% 2
6	more than 16	1.35% 1

74

Showing rows 1 - 7 of 7

Q10 - While at Concord were you a resident, commuter, or both?

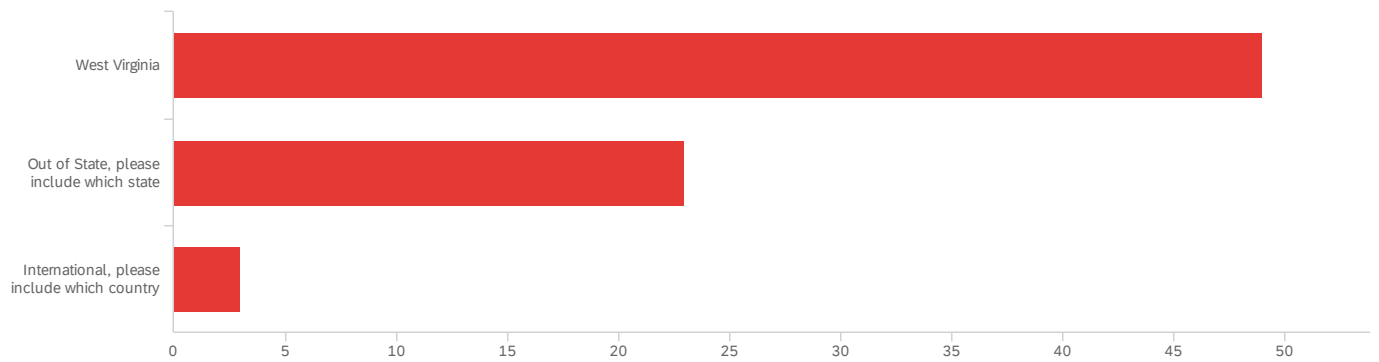


#	Field	Minimum	Maximum	Mean	Std Deviation	Variance	Count
1	While at Concord were you a resident, commuter, or both? - Selected Choice	1.00	3.00	1.65	0.71	0.51	71

#	Field	Choice Count
1	Resident	49.30% 35
2	Commuter, Please indicate where you commute from.	36.62% 26
3	Both, Please indicate where you commute from.	14.08% 10
		71

Showing rows 1 - 4 of 4

Q11 - What was your residence at time of admission to Concord University?

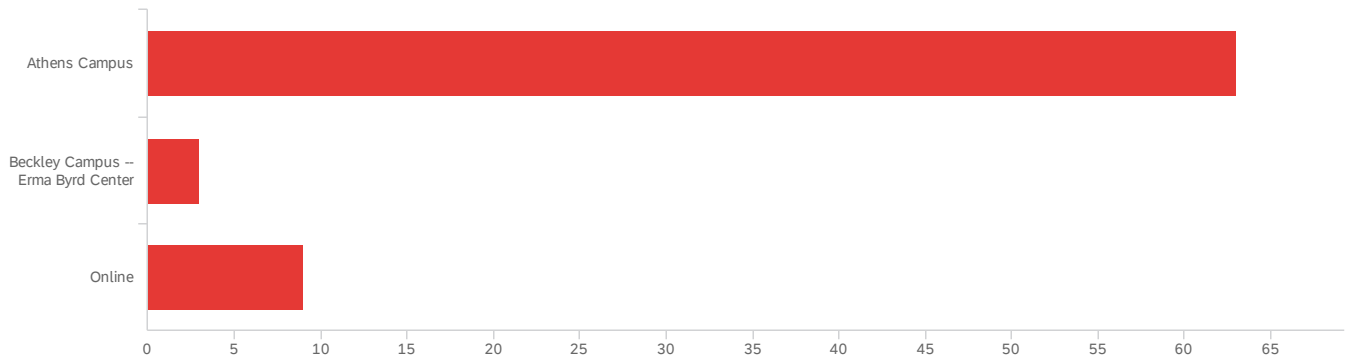


#	Field	Minimum	Maximum	Mean	Std Deviation	Variance	Count
1	What was your residence at time of admission to Concord University? - Selected Choice	1.00	3.00	1.39	0.56	0.32	75

#	Field	Choice Count
1	West Virginia	65.33% 49
2	Out of State, please include which state	30.67% 23
3	International, please include which country	4.00% 3
		75

Showing rows 1 - 4 of 4

Q12 - Where did you complete the majority of your coursework?

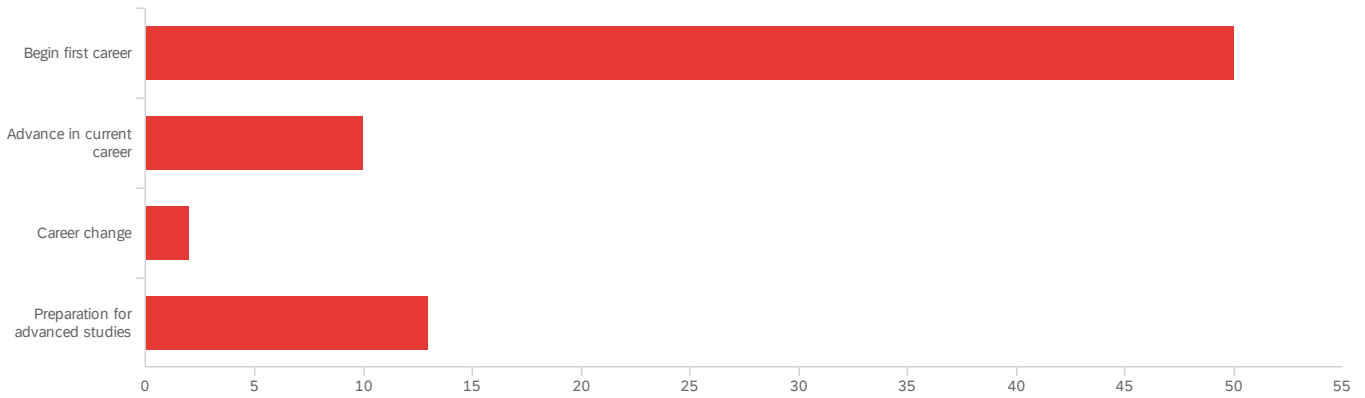


#	Field	Minimum	Maximum	Mean	Std Deviation	Variance	Count
1	Where did you complete the majority of your coursework?	1.00	3.00	1.28	0.66	0.44	75

#	Field	Choice Count
1	Athens Campus	84.00% 63
2	Beckley Campus -- Erma Byrd Center	4.00% 3
3	Online	12.00% 9
		75

Showing rows 1 - 4 of 4

Q13 - Which of the following best describes your educational objective while attending Concord University.



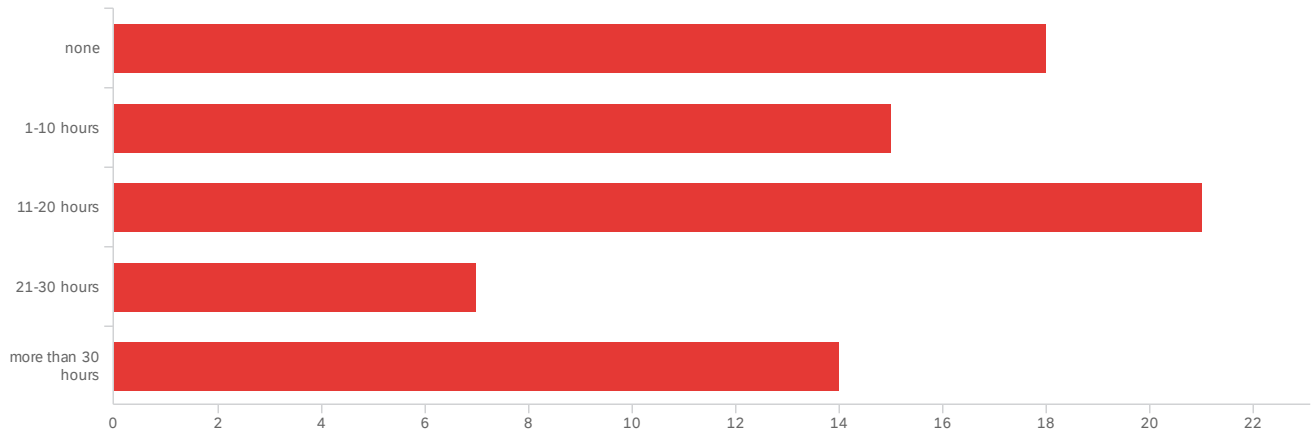
#	Field	Minimum	Maximum	Mean	Std Deviation	Variance	Count
1	Which of the following best describes your educational objective while attending Concord University.	1.00	4.00	1.71	1.14	1.30	75

#	Field	Choice Count
1	Begin first career	66.67% 50
2	Advance in current career	13.33% 10
3	Career change	2.67% 2
4	Preparation for advanced studies	17.33% 13

75

Showing rows 1 - 5 of 5

Q14 - During this last year of study, approximately how many hours per week do you spend working while attending class?

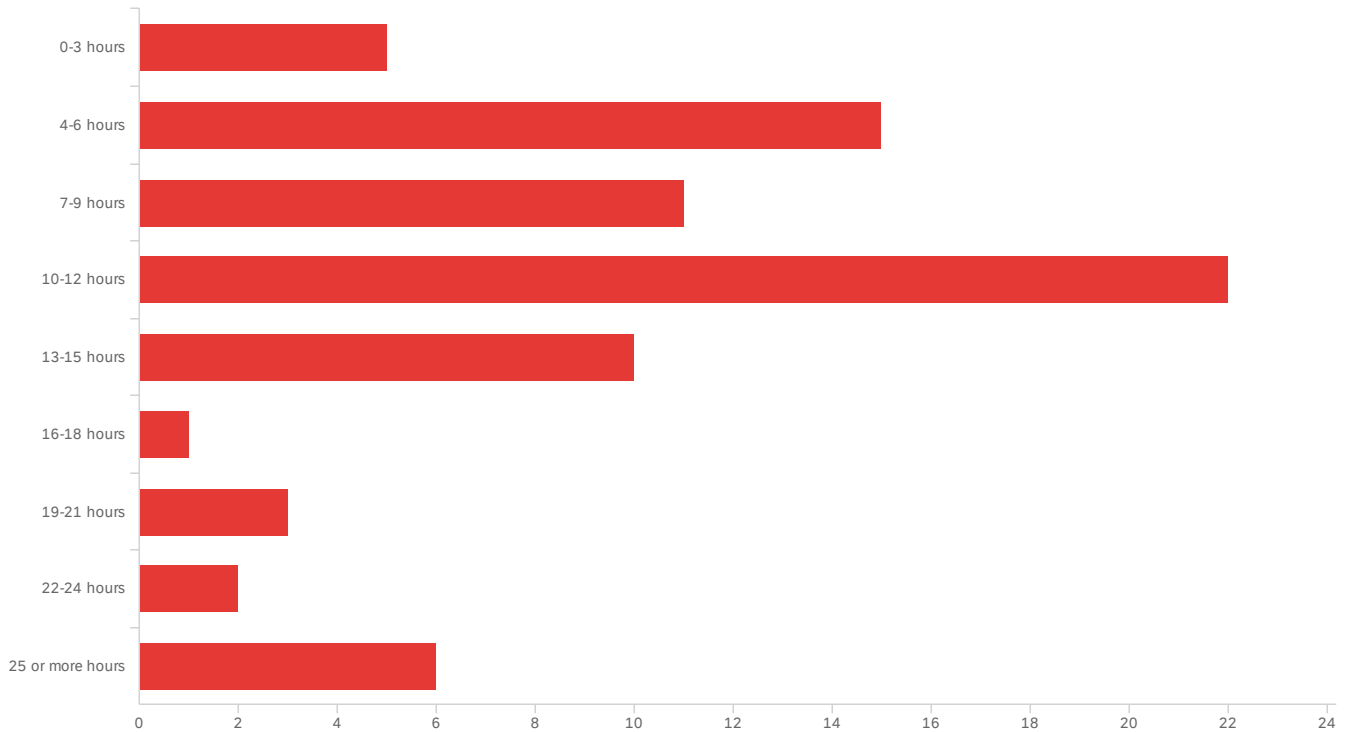


#	Field	Minimum	Maximum	Mean	Std Deviation	Variance	Count
1	During this last year of study, approximately how many hours per week do you spend working while attending class?	1.00	5.00	2.79	1.40	1.95	75

#	Field	Choice Count
1	none	24.00% 18
2	1-10 hours	20.00% 15
3	11-20 hours	28.00% 21
4	21-30 hours	9.33% 7
5	more than 30 hours	18.67% 14
		75

Showing rows 1 - 6 of 6

Q15 - Approximately how many hours per week, during your time at Concord, do you spend studying outside of class on course-related work (e.g. homework, papers, projects, rehearsals, studio work, etc.)



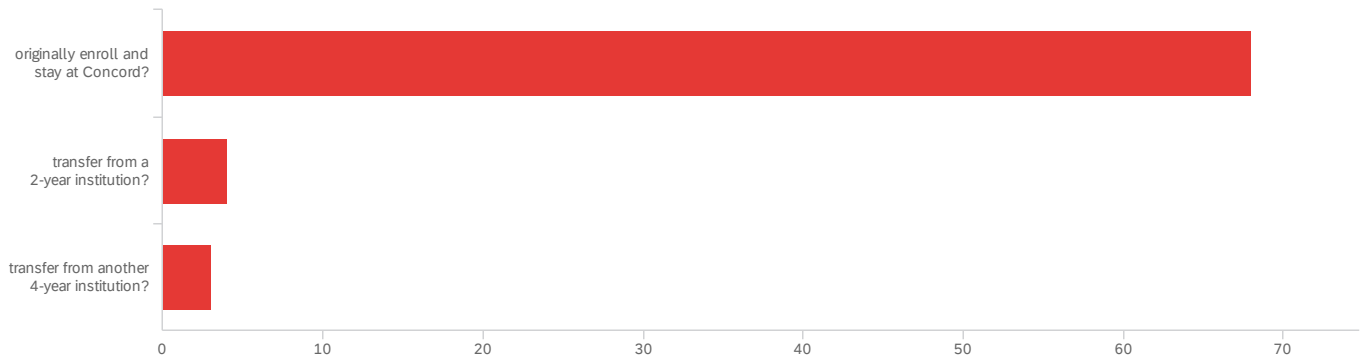
#	Field	Minimum	Maximum	Mean	Std Deviation	Variance	Count
1	Approximately how many hours per week, during your time at Concord, do you spend studying outside of class on course-related work (e.g. homework, papers, projects, rehearsals, studio work, etc.)	1.00	9.00	4.04	2.13	4.52	75

#	Field	Choice Count
1	0-3 hours	6.67% 5
2	4-6 hours	20.00% 15
3	7-9 hours	14.67% 11
4	10-12 hours	29.33% 22
5	13-15 hours	13.33% 10

#	Field	Choice Count
6	16-18 hours	1.33% 1
7	19-21 hours	4.00% 3
8	22-24 hours	2.67% 2
9	25 or more hours	8.00% 6
		75

Showing rows 1 - 10 of 10

Q16 - While pursuing your degree at Concord University, did you

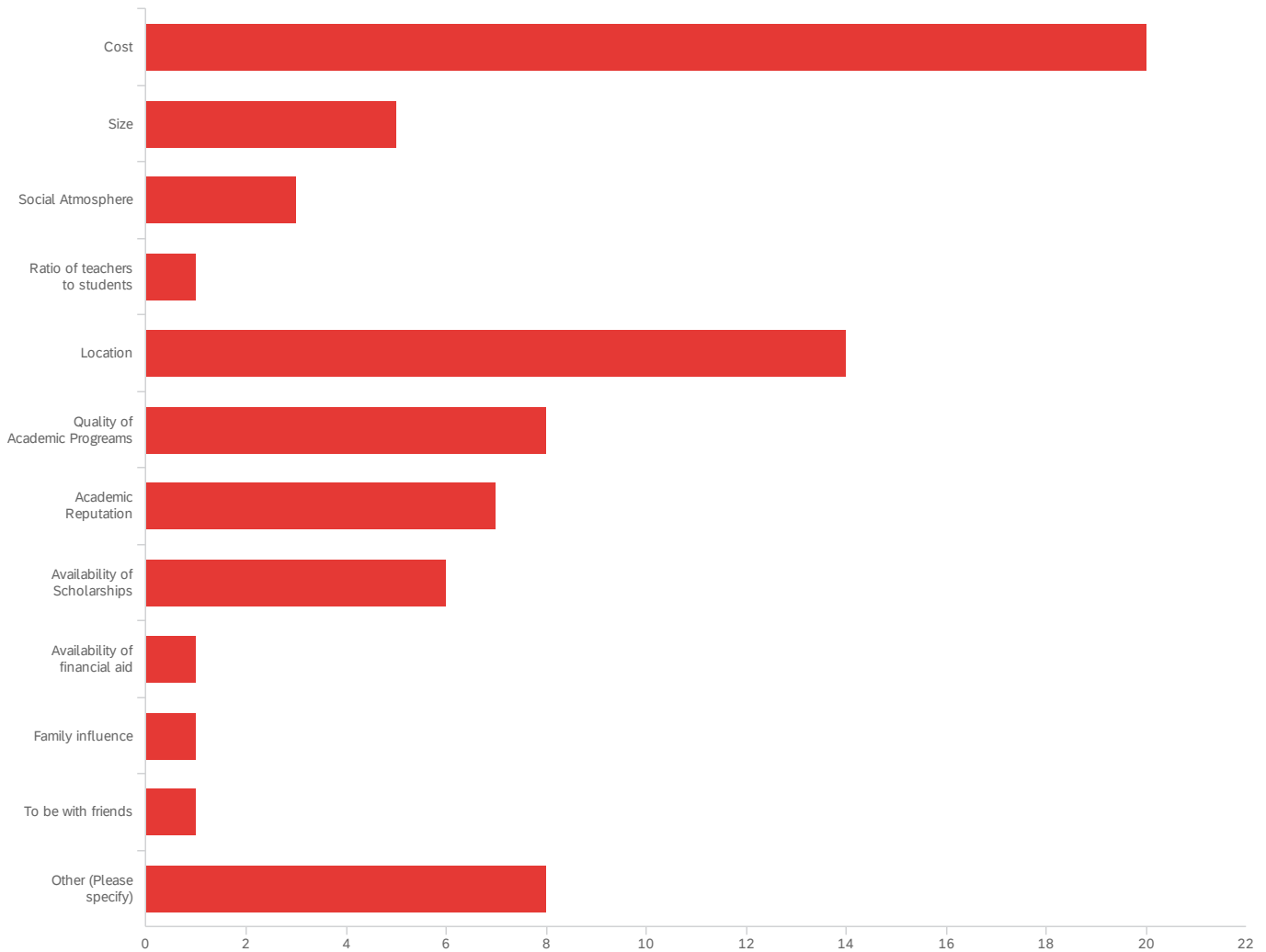


#	Field	Minimum	Maximum	Mean	Std Deviation	Variance	Count
1	While pursuing your degree at Concord University, did you	1.00	3.00	1.13	0.44	0.20	75

#	Field	Choice Count
1	originally enroll and stay at Concord?	90.67% 68
2	transfer from a 2-year institution?	5.33% 4
3	transfer from another 4-year institution?	4.00% 3
		75

Showing rows 1 - 4 of 4

Q17 - What was your MOST important reason for attending Concord?



#	Field	Minimum	Maximum	Mean	Std Deviation	Variance	Count
1	What was your MOST important reason for attending Concord? - Selected Choice	1.00	12.00	5.12	3.53	12.48	75

#	Field	Choice Count
1	Cost	26.67% 20
2	Size	6.67% 5
3	Social Atmosphere	4.00% 3
4	Ratio of teachers to students	1.33% 1

#	Field	Choice Count
5	Location	18.67% 14
6	Quality of Academic Programs	10.67% 8
7	Academic Reputation	9.33% 7
8	Availability of Scholarships	8.00% 6
9	Availability of financial aid	1.33% 1
10	Family influence	1.33% 1
11	To be with friends	1.33% 1
12	Other (Please specify)	10.67% 8

75

Showing rows 1 - 13 of 13

Q17_12_TEXT - Other (Please specify)

Other (Please specify)

Availabilty of Certificaiton I needed

Online classes

Athletics

Soccer

Sports

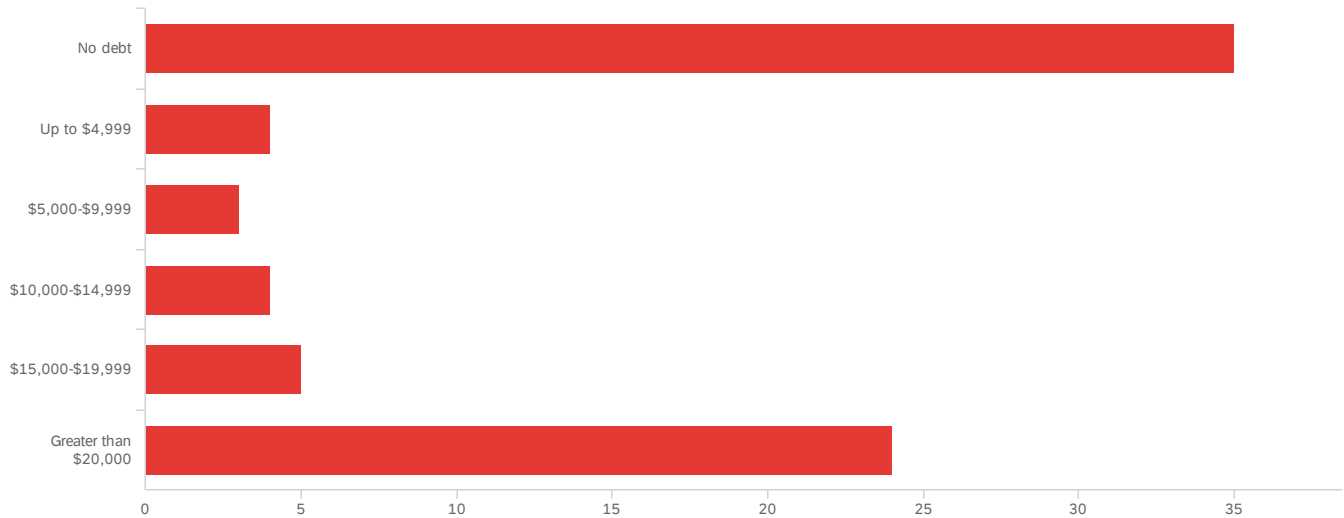
football

Athletics

Football Scholarship brought me here

Q18 - Upon graduation, what will be the dollar amount of your educational loan

indebtedness?



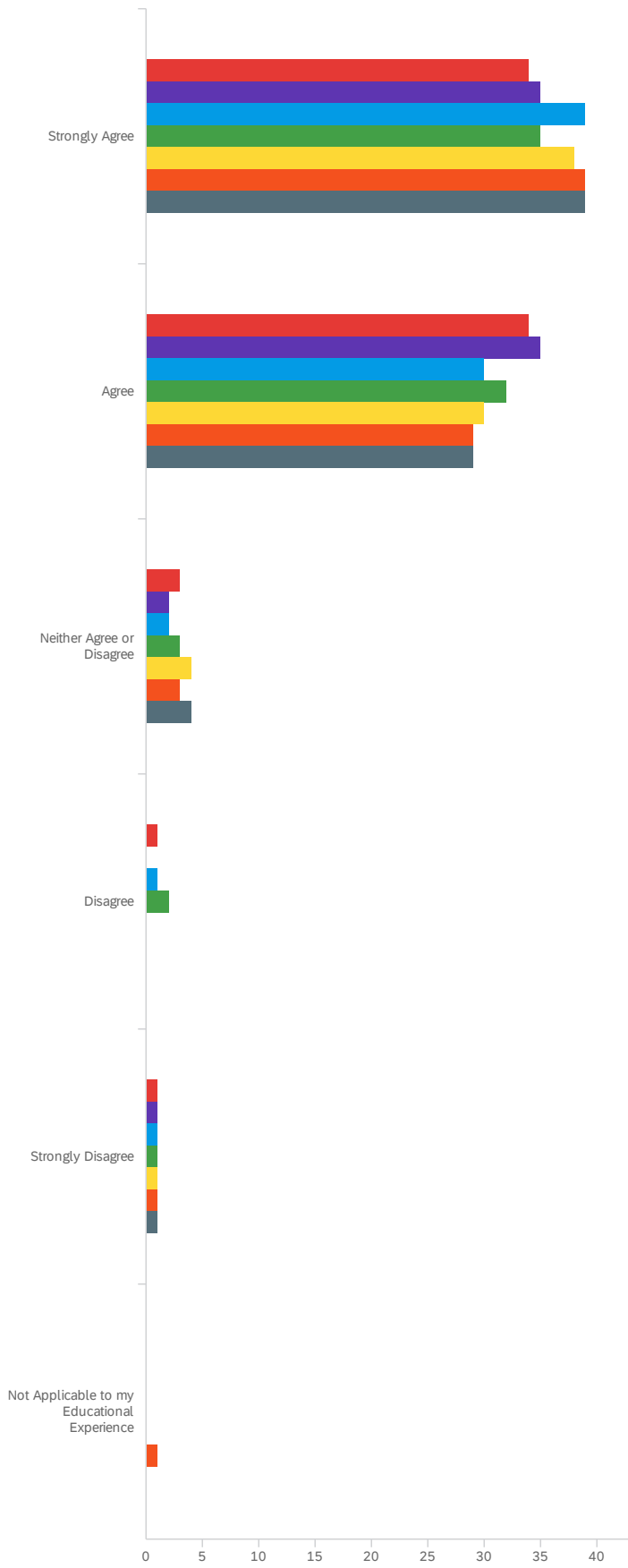
#	Field	Minimum	Maximum	Mean	Std Deviation	Variance	Count
1	Upon graduation, what will be the dollar amount of your educational loan indebtedness?	1.00	6.00	3.16	2.26	5.09	75

#	Field	Choice Count
1	No debt	46.67% 35
2	Up to \$4,999	5.33% 4
3	\$5,000-\$9,999	4.00% 3
4	\$10,000-\$14,999	5.33% 4
5	\$15,000-\$19,999	6.67% 5
6	Greater than \$20,000	32.00% 24

75

Showing rows 1 - 7 of 7

Q19 - While pursuing my degree at Concord University...



- I developed effective communication skills in writing, speaking, and readin...
- I learned to find scholarly information, to interpret research, and to use ...
- I determined how to improve my own learning and to engage in lifelong learn...
- I used my all of my varying academic knowledge and experiences to explore i...
- I learned to apply the critical thinking skills learned in problem solving.
- I have a well-developed understanding of the ethical and moral implications...
- I learned to respect differing perspectives for understanding and equitable...

#	Field	Minimum	Maximum	Mean	Std Deviation	Variance	Count
---	-------	---------	---------	------	---------------	----------	-------

#	Field	Minimum	Maximum	Mean	Std Deviation	Variance	Count
1	I developed effective communication skills in writing, speaking, and reading.	1.00	5.00	1.64	0.75	0.56	73
2	I learned to find scholarly information, to interpret research, and to use insights gained from research for informed decision making.	1.00	5.00	1.59	0.68	0.46	73
3	I determined how to improve my own learning and to engage in lifelong learning.	1.00	5.00	1.56	0.74	0.55	73
4	I used my all of my varying academic knowledge and experiences to explore issues and to solve problems.	1.00	5.00	1.66	0.80	0.64	73
5	I learned to apply the critical thinking skills learned in problem solving.	1.00	5.00	1.58	0.72	0.52	73
6	I have a well-developed understanding of the ethical and moral implications of my actions and those of others.	1.00	6.00	1.60	0.87	0.76	73
7	I learned to respect differing perspectives for understanding and equitable conflict resolution.	1.00	5.00	1.56	0.72	0.52	73

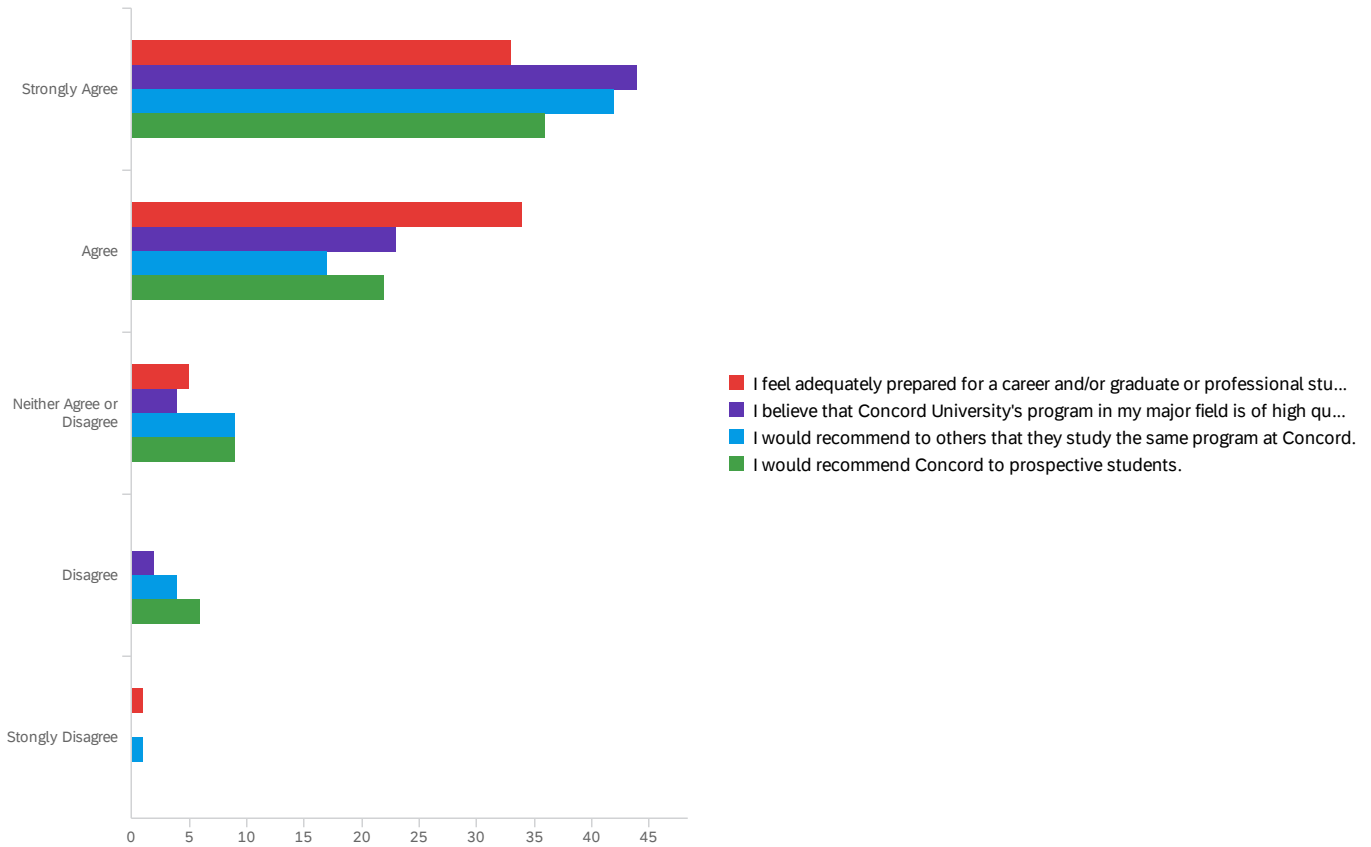
#	Field	Strongly Agree	Agree	Neither Agree or Disagree	Disagree	Strongly Disagree	Not Applicable to my Educational Experience	Total
1	I developed effective communication skills in writing, speaking, and reading.	46.58% 34	46.58% 34	4.11% 3	1.37% 1	1.37% 1	0.00% 0	73
2	I learned to find scholarly information, to interpret research, and to use insights gained from research for informed decision making.	47.95% 35	47.95% 35	2.74% 2	0.00% 0	1.37% 1	0.00% 0	73
3	I determined how to improve my own learning and to engage in lifelong learning.	53.42% 39	41.10% 30	2.74% 2	1.37% 1	1.37% 1	0.00% 0	73
4	I used my all of my varying academic knowledge and experiences to explore issues and to solve problems.	47.95% 35	43.84% 32	4.11% 3	2.74% 2	1.37% 1	0.00% 0	73
5	I learned to apply the critical thinking skills learned in problem solving.	52.05% 38	41.10% 30	5.48% 4	0.00% 0	1.37% 1	0.00% 0	73
6	I have a well-developed understanding of the ethical and moral implications of my actions and those of others.	53.42% 39	39.73% 29	4.11% 3	0.00% 0	1.37% 1	1.37% 1	73

#	Field	Strongly Agree	Agree	Neither Agree or Disagree	Disagree	Strongly Disagree	Not Applicable to my Educational Experience	Total
7	I learned to respect differing perspectives for understanding and equitable conflict resolution.	53.42% 39	39.73% 29	5.48% 4	0.00% 0	1.37% 1	0.00% 0	73

Showing rows 1 - 7 of 7

Q20 - Now that you are nearing completion of your degree at Concord University, please

rate the following:



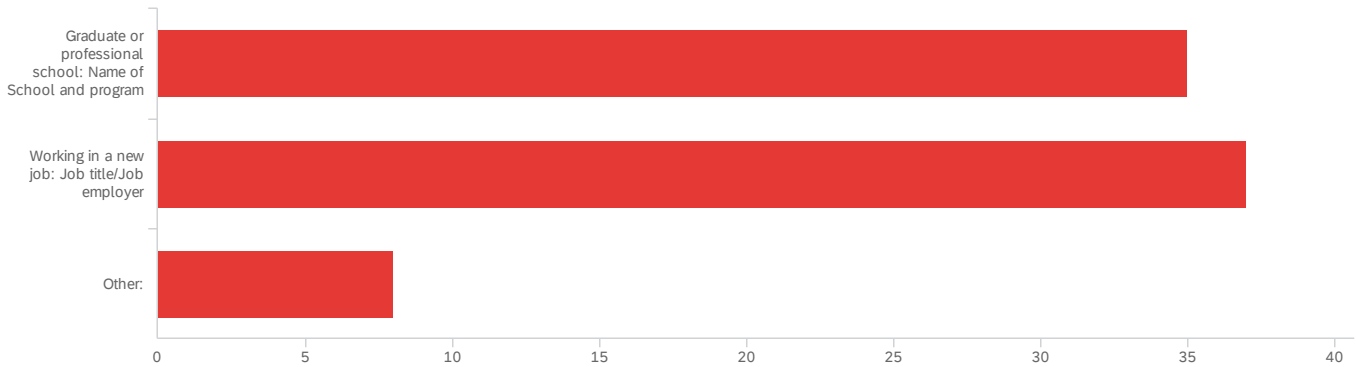
#	Field	Minimum	Maximum	Mean	Std Deviation	Variance	Count
1	I feel adequately prepared for a career and/or graduate or professional study in my major field.	1.00	5.00	1.66	0.73	0.53	73
2	I believe that Concord University's program in my major field is of high quality.	1.00	4.00	1.51	0.72	0.52	73
3	I would recommend to others that they study the same program at Concord.	1.00	5.00	1.70	0.97	0.95	73
4	I would recommend Concord to prospective students.	1.00	4.00	1.79	0.95	0.90	73

#	Field	Strongly Agree	Agree	Neither Agree or Disagree	Disagree	Stongly Disagree	Total
1	I feel adequately prepared for a career and/or graduate or professional study in my major field.	45.21% 33	46.58% 34	6.85% 5	0.00% 0	1.37% 1	73

#	Field	Strongly Agree	Agree	Neither Agree or Disagree	Disagree	Stongly Disagree	Total
2	I believe that Concord University's program in my major field is of high quality.	60.27% 44	31.51% 23	5.48% 4	2.74% 2	0.00% 0	73
3	I would recommend to others that they study the same program at Concord.	57.53% 42	23.29% 17	12.33% 9	5.48% 4	1.37% 1	73
4	I would recommend Concord to prospective students.	49.32% 36	30.14% 22	12.33% 9	8.22% 6	0.00% 0	73

Showing rows 1 - 4 of 4

Q21 - What is your primary future plan? Please complete the following for your new career position and/or graduate school.



#	Field	Choice Count
1	Graduate or professional school: Name of School and program	43.75% 35
2	Working in a new job: Job title/Job employer	46.25% 37
4	Other:	10.00% 8
		80

Showing rows 1 - 4 of 4

Q21_1_TEXT - Graduate or professional school: Name of School

Graduate or professional school: Name of School and program

West Virginia School of Osteopathic Medicine

Salus University Doctor of Optometry Program

Regent University

MSW at Concord University

Concord University

The Master of Social Work program, from Concord University

UNCC Criminal Justice in Spring of 2023

Marshall University Psy.D. Program

Concord University-MBA Program

Graduate or professional school: Name of School and program

I have not applied to graduate school as of yet, but I do plan to further my education.

Concord University MBA

Marshall or WVU

Concord University

Concord University MBA

MBA at Concord University

George Mason University - Masters of Sociology

Concord University

Wichita State University

I have applied to a variety of Physical therapy schools and have been accepted into Wheeling University so far.

Go to physical therapy school -WVU or Marshall

Concord University- Masters of Art in Health Promotion

Would like to attend Physical Therapy school at The Ohio State University.

West Virginia University: Master's of Accountancy

I Plan on attending law school a year upon graduating.

West Virginia University ; Masters of Accountancy

concord university MBA program

Wytheville Community College: PTA Program

Marshall University DPT WVU DPT Emory and Henry DPT Pitt DPT Radford DPT

Medical School

DPT (Doctor of Physical Therapy School)

Health administration

Q21_2_TEXT - Working in a new job: Job title

Working in a new job: Job title/Job employer

Executive Director/Mid-Ohio Valley Fellowship Home

Currently employed in Greenbrier County Schools as an English Language Arts Teacher. I plan to either stay here or move to Raleigh County to teach.

Freelance Graphic Designer

Athletic Trainer

Graphic Designer

Southern Highlands, Mobile Crisis Case Manager

Teacher, Shady Spring Middle School

Coaching volleyball and working at a restaurant.

WV Department of Natural Resources Police Officer

I do not have a job lined out for certain, however the owner of the company where my accounting internship is held has mentioned to me that he hopes I stay on board after graduation.

I plan to work towards a position as a head marketing coordinator

Professional Mermaid at Ripley's in Myrtle Beach SC

Pastor of a church

multiple offers at this time

Management

game warden/ conservation officer/ crime labs

Continue to work as a trainer at a performance training facility.

Ipex molding and injection

Marketing Strategical Manager/The Plant House

Accounting Intern - Dixon Hughes Goodman

State Auditor

Insurance Agent - The Insurance Store in Princeton WV

Team Manager/Torrent

Working in a new job: Job title/Job employer

Shipping Manager for Guardian Industries

potential Lab technician but am looking at more options

Anywhere I can find work -considering the circumstances

I would love to find a job in animal husbandry/ conservation.

Product Manager / Solutions Engineer

Web Development or Database Management

Microsoft

Video Game Designer

I would like to find a job in either web development, web design, or graphic design

Q21_3_TEXT - Working in a new job: Job Employer

WIDGET_ERROR.ERROR

Q21_4_TEXT - Other:

Other:

This degree was required for my current job position as an Assistant State Director of Foster Care with Necco.

Staying in same career

Staying in my teaching position - I was obtaining additional certification and MAT

Remain in my current employment.

Taking summer classes as well.

I do not know yet.

Dental Hygiene School

Not sure yet

Q35 - Please share with us what you enjoyed the most about your time at Concord.

Please share with us what you enjoyed the most about your time at Concord.

Faculty

Making lifelong friends

The friends I have made during my time at Concord

the availability of classes being all online

The relationships I have developed with faculty, staff, and friends.

What I enjoyed the most is becoming the artist I am today. I have been through many trials over the years and I am excited to say that I am better now than I ever was before.

Interaction with professors

Making new friends and experiences that will last me forever.

I loved being able to meet new friends.

The friends that I made during my time in Athens

The flexibility and understanding professors.

Relationships with professors and staff

The friends I have made

I have enjoyed walking around campus and saying hello to everyone I have met throughout my college experience. Since Concord is a small institution, it makes it possible to make meaningful connections to other classmates.

All the people I have met and experiences I have made.

The activities offered on campus, the beautiful location

I enjoyed most the atmosphere and lifestyle of being a student athlete and forming relationships with people from around the country.

I enjoyed most at Concord meeting new people and learning new things from my general studies.

The professors are incredible and always willing to offer help to their students. They truly care about their students, and they are absolutely the best professors I have ever had the privilege of knowing. All staff is wonderful and always happy to help. Although I was a commuter, I could not wait to come to campus every day. The professors pushed and encouraged their students to rise above.

All the people I met and experiences I have had during my time at Concord.

The family atmosphere within the classroom

Please share with us what you enjoyed the most about your time at Concord.

Community

Esports program

Atmosphere

I enjoyed playing sports, meeting people from different states and learning things from their culture.

The atmosphere

How the faculty developed relationships with everyone

Football

Building relationships with people from all walks of life.

The class size

Sports and the bond that I have made with some of my classmates

Meeting people and discovering my true self.

good at first, started getting really bad. nothing to do, boring

Friendships

what I enjoyed most about concord was the atmosphere of family that you get when you walk into a building the staff and faculty really care about you and want you to succeed

The professors, they really want nothing but for you to succeed.

My fraternity, and SGA

All of the people. I made memories that will last a lifetime.

I enjoyed the campus and the small close relationships formed.

I really enjoyed my professors. I feel like they all have my best interest at heart.

Free time.

The business major professors are exceptional

I enjoyed meeting new people and learning different perspectives, as well as meeting people with similar interests and passions as me

The relationships that I was able to form with students, faculty, & staff

Friends I made along the way

Please share with us what you enjoyed the most about your time at Concord.

I enjoyed making new friends and being able to stay close to home while studying the field of my choice

The environment/atmosphere, especially with other students, was enjoyable.

I can't recall a moment.

I gained a better understanding of the diversity of people and how to interact with those of different backgrounds.

Classes, Women's Golf, and the activities offered by the school

I enjoyed the people i met in my field of study and how we all helped one another out

I most enjoyed the activities that Concord put on during homecoming.

The instructors were your best asset!

International Students Community , friends (i.e roommate),

International club activities, volunteering and homecoming activities, and interesting Science and English classes.

Memories, Maturing into a clinician, AT Program

Finishing it

Faculty are great!

Every professor is more than willing to help you succeed in and out of the classroom.

Kind professors, engaging classes, the ability to get involved and make change while meeting new people

Q36 - Please share with us something in which Concord could improve upon.

Please share with us something in which Concord could improve upon.

I have no complaints.

The quality of the dining food

Description of classes, especially when group work is required- While working 50+ hours a week, it is extremely difficult to take classes that require group work from people who are all on different schedules. Had I known, I would not have taken the class at all. It was very frustrating

Commuter meal plans/affordability of them

Concord could improve on a couple of things. Parking lot situations need to be more accessible. We already pay tuition, please don't gouge future students for parking because you know we don't have a lot of money starting out. The degree programs and the degree works site needs desperately to be updated, it is very misleading and caused many students including myself, confusion over the years. The police department on site desperately needs new workers. They do not do much to help students, but rather go around and bully students out of boredom. They just sit there all day, and when I really needed on campus police, they were nowhere to be found. I could list a few more things but I'm rather tired of typing at this point.

Diversity

Better food services

The strict rules within the dorm buildings

Communication about academic progression needs to be improved.

Cost for out of state residents

N/A

Having more activities to bring students together on campus.

I believe Concord could offer more to students in terms of on-campus dining and activities.

Concord could improve on accommodating students who have other obligations, such as a job. If there were less outside stressors of heavy workload and more in class projects and assignments, students would feel less stressed and enjoy coming to college.

I could find nothing that Concord should improve upon.

Services and support for students who are experiencing issues with familial drug abuse during their studies at Concord.

More hands on courses like capsim that give experience and show kids how to operate in their field.

updating facilities

Food Services

Having more food places on campus.

Please share with us something in which Concord could improve upon.

More activities for students

Fulfilling promises made

N/A

Dorm renovations-Wilson

events for the student body to interact with each other

Better WIFI

almost everything, especially the cafeteria

Get with the city of Athens and talk about the possibility of adding more of a social aspect to the area that relates to college aged students.

concord could improve on listening to their students about professors that are not giving students the best chance at success.

More areas for student's to socialize.

Creating more student unity through a completely through University 100, larger support and resources for social organizations, and more access to sophisticated career development

Concord could improve on how they deal with diversity. Not all employees/students accept diversity as well.

Reevaluating some professors to see if they should still be teaching some classes.

Mixed residences and arrange parties for the students.

nothing that I can think of

Clearer communication between the administration & students

More advanced summer classes to help graduate sooner

While most professors at Concord are fantastic, there are some professors that are not encouraging and helpful towards students goals.

Listening to students complaints and issues regarding a few professors...

Helping with applying to graduate programs and overall not discouraging students that are 1st generation college students.

N/A

Understanding that in the science departments that we are all in other classes and giving so much work and assignments with little time doesn't allow us to learn as well as we should because we are enrolled in many other classes that need the same amount of attention as other classes.

Concord can improve on the variety of the food within the cafeteria.

Please share with us something in which Concord could improve upon.

Online library

having more on campus restaurants / mini stores

Activities that help strength the bond between students and faculty outside of the classroom.

Implementation of student's needs and values

Updating the facilities is a must.

Marketing; a lot of people where I am from (in-state) haven't hesrd of Concord University unless they attended here

End of Report